

CITY OF OGDENSBURG

2018 ADOPTED BUDGET



Photo taken by Nick Friot, 2015

City of Ogdensburg Financial plan



2018 ADOPTED BUDGET

Wayne L. Ashley
Mayor



Timothy P. Davis
Brian R. Mitchell
Michael D. Morley
David G. Price
Daniel E. Skamperle
Jennifer Stevenson
City Council



Sarah Purdy
City Manager



Timothy J. Johnson
City Comptroller

CITY OF OGDENSBURG, NEW YORK

CITY HALL • 330 FORD STREET • OGDENSBURG, NY 13669 • (315) 393-6100



Office of the City Manager

October 13, 2017

City Council
City of Ogdensburg

Dear Members of the City Council:

The proposed 2018 City Budget continues the efforts begun this year to restructure City services in order to stabilize the City's financial status. While we still have a distance to go, we have begun to make progress through the following measures:

- The 2018 proposed budget is within the tax cap, which allows for a tax levy increase of 1.8% or \$96,095 as explained on page A-3. Because the proposed budget comes in at exactly the cap, I strongly recommend passing a tax cap override for the sole purpose of accommodating the possibility of a clerical error.
- In 2017 the City's property tax base increased from \$270,973,370 to \$275,652,794. Given this 1.7% increase in the base on which the tax rate is calculated, the proposed 2018 budget increases property taxes by only 1.5 cents per \$1,000 assessed value. The rate is increasing from \$19.6678 to \$19.6835. This equates to a City tax bill increase of \$1.50 for budget purposes for a homeowner with an assessed value of \$100,000 whose assessment did not change. The total tax bill will increase more than that amount due to the increase in the County's chargeback to the City for worker's compensation, but that increase will be in the County tax portion of the bill.
- No General Fund balance is appropriated to offset expenses in the 2018 proposed budget, thereby continuing the practice of trying to grow this balance to a more stable level. Our unaudited year-end estimate is that we will have \$267,000 in General Fund balance, but given how low the balance was at the beginning of this year, and given that this estimate is based on health insurance costs remaining stable for the rest of this year, I do not recommend appropriating any of the balance for next year.
- Six full-time positions are eliminated through attrition, and a seventh one will be partway through 2018, thus slowing the increase in payroll costs. The six positions include two police officers, two Parks and Recreation employees, and two Department of Public Works employees. The position funded only partway through 2018 in anticipation of a retirement is a firefighter. No layoffs are currently contemplated.
- No Water Fund balance or Sewer Fund balance are used to offset expenses in these funds, so that these fund balances also can grow to a healthier level. These steps will better position the City for the large capital project getting underway at the Wastewater Treatment Plant, and for future capital needs throughout our water and wastewater systems.
- The City is moving off of being self-insured for health insurance in 2018, which will eliminate the huge financial risk exposure the City currently faces by not carrying stop-loss insurance, and also will provide improved management of medical costs.

These key measures need to be undertaken in order to make progress. However, there are side effects to these measures, the most important of which are:

- Very few of the capital improvements and capital equipment requested by Department Heads

for 2018 are included in the proposed budget. In essence, major capital costs are being deferred for yet another year. The City cannot continue this practice and will need to include the inability to undertake capital purchases in the discussions next year with the State's Financial Restructuring Board.

- Loss of positions impacts the City's ability to maintain the accustomed level of services. Ogdensburg is at a point now where a collective understanding is needed that, in order to avoid large property tax increases, services have to be altered. Included in the Department of Public Works budgets in the General Fund is a request to restore one full-time position next year in order to handle the summer brush pickup program but the position is not proposed due to the need to stay within the tax cap. The result is that the proposed 2018 budget does not include conducting a summer brush pickup. I am confident that with a more concerted public information effort than was used this year, and with encouraging private haulers to devise a low-cost pickup service, alternatives will be available and will be used. If Council wishes to restore the program in the 2018 budget, \$34,000 in overtime costs needs to be added to the Street Cleaning budget. It is preferable to handle it through overtime than through adding a position with benefits.
- Water rates are increasing \$33.50 per year, or 10%, in order to avoid using fund balance in the Water Fund. The annual flat rate currently is \$334, billed in two \$167 payments. This rate has not increased in two years. For 2018 the annual flat rate will be \$367.50, billed in two \$183.75 payments.
- Sewer rates are increasing \$37 per year, or 10%, in order to keep the Sewer Fund self-sufficient and avoid using fund balance. The annual flat rate currently is \$368, billed in two \$184 payments. This rate has not increased in four years. For 2018 the annual flat rate will be \$405, billed in two \$202.50 payments.
- In order to stay within the tax cap, we are not able to move away from the practice of making a transfer of \$250,000 from the Water Fund to the General Fund in order to help offset expenses. This practice of having the Water Fund subsidize the General Fund is frowned upon by Moody's and is one of the factors that caused the downgrade this year in the City's bond rating. We need to continue to try to address this structural weakness in our budgeting practices.
- In order to stay within the tax cap, we are not able to include payment of taxes to the School District in the budget. As you know, the City is required to make the School District whole for uncollected school property taxes within the City and also is required to make the County whole for uncollected County property taxes within the City. With our own coffers at such a low level, we struggle to make these payments. It had been City Comptroller Tim Johnson's and my hope to at least build a school payment structure of \$65,305 into the budget, as evidenced by page C-20 in the General Government Services section of the budget, but that amount would have placed the tax increase above the cap. This is another subject that needs to be discussed with the Financial Restructuring Board.
- In order to stay within the tax cap, the proposed budget reduces the City's contributions to the Remington Museum and to the Library by \$20,000 each. Also, the proposed contributions to the Chamber of Commerce, Pride and Beautification, Ogdensburg Command Performance, the Garden Club and Forsyth's Rifle are kept at the 2017 funding level rather than supporting any requested increases.

Another item of significance in the proposed 2018 budget is the projection that sales tax revenue will continue on the current upward trend. Specifically, a 5.5% increase or \$192,501 is proposed for 2018. No further upward adjustment to this projection is recommended.

Also, State pension costs for 2018 have decreased. The City's decisions in the past to amortize pension costs lessens the decrease, but we nevertheless are seeing a slight decrease in 2018.

While very few new items are proposed in the 2018 budget, one that represents a significant operational step forward for all departments is the acquisition of a new financials software package. The current product used by the Comptroller's Office is outdated and limited in its functionality. Consequently, the same data is entered two or three times by different users, and this data is not linked to all the operations that could use it. In addition to general ledger and payroll functions, the proposed package also integrates real property and code data, as well as providing a utility billing feature linking in water and sewer data. The ability to implement this software package is essential to creating more efficiencies among staff as the City continues to look toward downsizing. The cost of this project is split between the Computer Expense line items in the City Comptroller's budget in the General Fund, the Administration budgets in the Water Fund and the Sewer Fund. In addition, the cost is split between 2018 and 2019. Tim Johnson and I will provide more details about this package during the budget review sessions, and plan to schedule a presentation from the vendor at an upcoming Council meeting.

The other significant operational improvement supported in the 2018 budget is the replacement of the records management system in the Police Department. This replacement has been needed and proposed in previous years, but has been removed from previous budgets. The department is now at the point where the system in use will be out of compliance with State records management requirements for police operations, and will no longer be able to interface with State records programs. These factors make the replacement critical.

Attached to this budget message are summaries of my recommendations in the General, Water and Sewer Funds to assist you as you read through the proposed budget. I am grateful to all the Department Heads for their professional approach to a budget development process in which too little of what their departments need can be afforded, and I thank Tim Johnson and Coralee Barrett for their dedicated work on the budget throughout the past several months.

I look forward to reviewing the budget with you in the coming weeks, and hope the fact that it has been issued earlier than in the past will be helpful to you.

Sincerely,

Sarah Purdy
City Manager

SUMMARY OF GENERAL FUND APPROPRIATION RECOMMENDATIONS							
						Difference	
	Line		2017	2018	2018	Proposed to	
Budget	Item	Description	Budget	Request	Proposed	2017 Budget	Explanation
Mayor/Council	A1010.110-40	Salaries etc	37,178	37,596	37,596	418	Increase for secretary
	A1010.410	Travel	1,000	0	0	-1,000	Funds not used so eliminated
	A1010.430	Printing/Advertising	4,000	4,000	0	-4,000	Eliminate videoing Council meetings
	A1010.420	Office Expense	5,500	6,641	6,641	1,141	Replace 3 I-Pads
	A1010.425	Telephone	600	700	700	100	More accurate reflection of cost
	A1010.490	Materials & Supplies	150	0	0	-150	Funds not used so eliminated
	A1010.510	Professional Training	500	0	0	-500	Funds not used so eliminated
	A1010.580	Parades/Celebrations	500	0	0	-500	Was for ASCAP - moved to Rec Admin
	A1010.810-60	Benefits	13,152	12,733	12,733	-419	Decrease in pension cost
		TOTAL CHANGES	62,580	61,670	57,670	-4,910	
City Manager	A1230.110-40	Salaries etc	142,534	143,787	143,787	1,253	Increase for secretary
	A1230.410	Travel	1,200	500	500	-700	Reduce conference attendance to one
	A1230.420	Office Expense	1,500	1,300	1,300	-200	Reduced request
	A1230.440	Equipment Maint.	500	300	300	-200	Newer equipment
	A1230.490	Materials & Supplies	200	0	0	-200	Funds not needed
	A1230.510	Professional Training	1,000	500	500	-500	Reduce conference registration to one
	A1230.810-60	Benefits	53,116	52,651	52,651	-465	Decrease in pension cost
		TOTAL CHANGES	200,050	199,038	199,038	-1,012	
Comptroller	A1315.110-40	Salaries etc	177,317	177,821	177,821	504	Wage increases
	A1315.415	Computer Expense	28,500	48,546	48,546	20,046	New financials software package, split between General, Water & Sewer Funds
	A1315.510	Professional Training	750	1,000	1,000	250	Training for staff due to turnover
	A1315.522	Audit	19,800	21,200	21,200	1,400	Contractual increase
	A1315.810-60	Benefits	130,550	131,623	131,623	1,073	Health insurance & FICA increases
		TOTAL CHANGES	179,600	202,369	202,369	23,273	
Assessor	A1355.110-40	Salaries etc	109,003	90,096	90,096	-18,907	Staff turnover & job title change
	A1355.220	Office Equipment	1,000	2,500	2,500	1,500	New laptop needed
	A1355.425	Telephone	1,300	1,500	1,500	200	More accurate reflection of cost
	A1355.440	Equipment Maint.	1,600	3,000	3,000	1,400	Copier/scanner & car costs
	A1355.480	Gasoline	450	500	500	50	Increased cost of gasoline
	A1355.515	Consultants	500	17,000	7,500	7,000	Funds requested for appraisals to prepare for Article 7's; proposal reflects 2017 decision to add \$7k

	A1355.810-60	Benefits	80,917	80,560	80,560	-357	Pension & FICA decreases
		TOTAL CHANGES	194,770	195,156	185,656	-9,114	
City Clerk	A1410.110-40	Salaries etc	97,280	101,187	101,187	3,907	Wage increases
	A1410.220	Office Equipment	1,000	0	0	-1,000	Funds not needed
	A1410.420	Office Expense	1,400	500	500	-900	Reduced request
	A1410.425	Telephone	1,000	750	750	-250	More accurate reflection of cost
	A1410.440	Equipment Maint.	4,200	3,000	3,000	-1,200	Copier lease moved to Central Services
	A1410.490	Materials & Supplies	500	400	400	-100	Reduced request
	A1410.518	Contracted Service	1,695	1,830	1,830	135	Increased BAS cost
	A1410.810-60	Benefits	65,387	66,244	66,244	857	Health insurance & FICA increases
		TOTAL CHANGES	172,462	173,911	173,911	1,449	
Law	A1420.110-40	Salaries etc	9,178	9,596	9,596	418	Increase for secretary
	A1420.420	Office Expense	250	200	200	-50	Reduced request
	A1420.515	Consultants	70,000	75,000	75,000	5,000	Anticipated need for attorney services
	A1420.810-60	Benefits	12,003	11,509	11,509	-494	Decrease in pension cost
		TOTAL CHANGES	91,431	96,305	96,305	4,874	
Engineering	A1440.110-40	Salaries etc	47,325	48,354	48,354	1,029	Wage increase
	A1440.420	Office Expense	75	65	65	-10	Reduced request
	A1440.425	Telephone	0	710	710	710	Mistake in 2017; should not have been 0
	A1440.440	Equipment Expense	7,058	3,736	3,736	-3,322	Reduced request
	A1440.515	Consultants	17,000	40,310	40,310	23,310	Includes Newell Phase 2 Assessment
	A1440.810-60	Benefits	38,599	39,328	39,328	729	Health insurance & FICA increases
		TOTAL CHANGES	110,057	132,503	132,503	22,446	
City Hall	A1620.110-20	Salaries etc	28,549	30,794	30,794	2,245	Minimum wage increases
	A1620.310	Capital Equipment	0	85,000	0	0	Elevator replacement requested, not proposed due to budget constraints
	A1620.320	Capital Construction	0	75,000	0	0	Requested windows upgrade, repointing not proposed due to budget constraints
	A1620.450	Building Maintenance	7,500	5,000	5,000	-2,500	Reduced request
	A1620.810-60	Benefits	3,134	3,228	3,228	94	FICA increase
		TOTAL CHANGES	39,183	199,022	39,022	-161	
Central Services	A1670.310	Capital Equipment	16,455	5,000	5,000	-11,455	Bulk of fiber project budgeted in 2017, split between General, Water & Sewer
	A1670.420	Office Expense	34,200	35,000	35,000	800	Increased cost
	A1670.430	Printing/Advertising	7,000	8,000	8,000	1,000	Increased cost
	A1670.440	Equipment Maint.	14,430	20,691	20,691	6,261	Copier leases-City Clerk's moved here

							Also 1/3 of IT technician contract
	A1670.498	Other Contractual Exp	14,500	16,500	16,500	2,000	Increased trash removal cost
		TOTAL CHANGES	86,585	85,191	85,191	-1,394	
School Taxes	A8689.469	Tax Adjustments	0	65,305	0	0	Requested in order to budget yearly for this expense. Not proposed due to budget constraints
Planning & Dev	A8020.110-30	Salaries etc	69,981	73,166	73,166	3,185	Wage & step increase
	A8020.430	Printing/Advertising	2,000	800	800	-1,200	Reduced request
	A8020.440	Equipment Maint.	2,705	2,891	2,891	186	Increased lease & maint contract costs
	A8020.490	Materials & Supplies	150	50	50	-100	Reduced request
	A8020.510	Professional Training	2,775	2,515	2,515	-260	Reduced request
	A020.515	Consultants	9,000	8,900	8,900	-100	Reduced request
	A8020.810-60	Benefits	35,153	34,787	34,787	-366	Decrease in pension cost
		TOTAL CHANGES	121,764	123,109	123,109	1,345	
		TOTAL GENERAL GOV'T	1,258,482	1,533,579	1,294,774	36,796	
Police	A3120.110-155	Salaries etc	2,237,345	2,372,170	2,267,977	30,632	Request to fill 2 vacancies not proposed
	A3120.310	Capital Equipment	0	83,000	0	0	2 patrol cars requested, not proposed
	A3120.420	Office Expense	11,664	10,500	10,500	-1,164	Reduced request
	A3120.421	Medical Expense	3,000	5,000	4,000	1,000	207-C and disability medical exams
	A3120.450	Building Maintenance	28,600	28,400	28,400	-200	Regular costs & 1 boiler
	A3120.480	Gasoline	35,000	40,000	40,000	5,000	Increased cost of gasoline
	A3120.490	Materials & Supplies	18,500	23,950	23,950	5,450	Ammo prices & airport badges
	A3120.550	Uniforms & Clothing	7,800	10,600	7,800	0	Request for new officers not proposed
	A3120.570	Records Management	1,000	57,612	57,612	56,612	New RMS system needed, out of compliance with state requirements, request cut from 2017 budget
	A3120.810-60	Benefits	1,451,716	1,449,427	1,441,456	-10,260	Reduction in positions
		TOTAL CHANGES	3,794,625	4,080,659	3,881,695	87,070	
Fire	A3410.110-50	Salaries etc	1,880,482	1,991,478	1,963,219	82,737	Wage increases, increased overtime but not filling vacancy during year due to retirement saves 28,259
	A3410.240	Specialized Equipment	20,000	290,915	290,915	270,915	90% of EMS Vehicle & 28 SCBA cylinders Revenue shows offsetting grants of 280,869. Net cost is 10,046
	A3410.330	Capital Construction	0	30,000	0	0	Request to repave parking lot not proposed due to budget constraints
	A3410.425	Telephone	2,500	3,100	3,100	600	More accurate reflection of cost
	A3410.430	Printing/Advertising	100	0	0	-100	Funds not requested

	A3410.460	Heat/Lights/Power	10,500	11,000	11,000	500	Increased utility costs
	A3410.480	Gasoline	8,000	10,000	10,000	2,000	Increased cost of gasoline
	A3410.510	Professional Training	6,500	8,500	3,000	-3,500	Reflects not filling vacancy
	A3410.820-60	Benefits	1,537,732	1,504,173	1,502,011	-35,721	Reflects not filling vacancy
		TOTAL CHANGES	3,465,814	3,849,166	3,783,245	317,431	Note grant offset of 280,869
Code	A8025.110-155	Salaries etc	171,165	175,352	175,352	4,187	Wage increases
Enforcement	A8025.220	Office Equipment	200	175	175	-25	Reduced request
	A8025.420	Office Expense	300	250	250	-50	Reduced request
	A8025.430	Printing/Advertising	400	200	200	-200	Reduced request
	A8025.440	Equipment Maint	850	800	800	-50	Reduced request
	A8025.518	Contracted Service	5,000	6,000	6,000	1,000	More accurate reflection of cost of
							cleaning property; exceeded 2017 budget
	A8025.810-60	Benefits	70,812	71,720	71,720	908	Health insurance & FICA increases
		TOTAL CHANGES	248,727	254,497	254,497	5,770	
		TOTAL PUBLIC SAFETY	7,509,166	8,184,322	7,919,437	410,271	
Public Works	A1490.110-155	Salaries etc	80,291	85,368	66,197	-14,094	Refill of supervisor not proposed, 1/3
Administration							of position budgeted here
	A1490.421	Medical Expense	400	500	500	100	More accurate reflection of cost
	A1490.425	Telephone	2,400	2,800	2,800	400	More accurate reflection of cost
	A1490.490	Materials & Supplies	1,500	500	500	-1,000	Reduced request
	A1490.550	Uniform & Clothing	180	180	120	-60	Refill of supervisor not proposed
	A14490.810-60	Benefits	56,682	57,596	56,130	-552	Refill of supervisor not proposed
		TOTAL CHANGES	141,453	146,944	126,247	-15,206	
Street	A5110.110-155	Salaries etc	301,114	292,937	252,842	-48,272	Request to refill vacancy and add 1 for
Maintenance							summer brush pickup not proposed
							75% of these positions in this budget
							& 25% in snow removal budget
	A5110.240	Specialized Equipment	1,500	2,100	2,100	600	Parts, tools, etc
	A5110.310	Capital Equipment	30,533	77,533	50,533	20,000	\$30,533 in annual lease payments for
							loader, skid steer & 2 single axle dump
							trucks proposed, \$20k for purchase of
							mower proposed. Requested leases for
							single axle dump truck, loader & rubber
							tire excavator not proposed due to
							budget constraints
Street Maint	A5110.330	Capital Construction	324,000	390,000	390,000	66,000	CHIPS funding supports this road work
	A5110.440	Equipment Maint	2,500	0	0	-2,500	Moved to garage budget
	A5110.498	Other Contractual Exp	0	750	750	750	1/3 mandated drug screening costs

	A5110.550	Uniforms & Clothing	720	900	540	-180	Proposed reduction in positions
	A5110.810-60	Benefits	168,642	170,568	167,501	-1,141	Proposed reduction in positions
		TOTAL CHANGES	829,009	934,788	864,266	35,257	
Street Cleaning	A5115.110-20	Salaries etc	49,160	122,525	103,566	54,406	Up from 2017 due to staff redistribution
							Proposal cuts requested position for summer brush pickup
	A5115.810-60	Benefits	52,857	58,801	57,350	4,493	Staff redistribution from other budgets
		TOTAL CHANGES	102,017	181,326	160,916	58,899	
PW Garage	A5132.110-155	Salaries etc	33,515	98,528	98,528	65,013	Staff redistribution from WF & SF
							Note increase in revenue from Water & Sewer Funds to offset redistribution
	A5132.330	Capital Construction	0	15,000	15,000	15,000	New fueling system & software & tank removal
	A5132.440	Equipment Maint	125,000	155,000	155,000	30,000	\$9k moved from snow removal, \$21k moved from Water and Sewer Funds as not appropriate to charge there
	A5132.450	Building Maintenance	16,500	10,000	10,000	-6,500	Reduced request
	A5132.460	Heat/Lights/Power	26,000	30,000	30,000	4,000	More accurate reflection of cost
	A5132.515	Consultants	4,650	13,950	13,950	9,300	Underground storage tank compliance
							Had been split with Water & Sewer Funds; revenue from funds offsets
	A5132.810-60	Benefits	54,355	83,609	83,609	29,254	Staff redistribution from WF & SF
		TOTAL CHANGES	260,020	406,087	406,087	146,067	Total revenue increase is \$155,960
Snow Removal	A5142.110-20	Salaries etc	245,267	250,514	232,526	-12,741	Request to refill vacancy and add 1 for summer brush pickup not proposed
							25% of these positions in this budget & 75% in street maintenance budget
	A5142.240	Specialized Equipment	5,000	27,000	0	-5,000	Belly scraper, sander unit, hydraulic calcium pumps requested, not proposed due to budget constraints
	A5142.440	Equipment Maint	9,000	0	0	-9,000	Moved to PW Garage budget
	A5142.810-60	Benefits	125,508	129,781	128,405	2,897	Health insurance cost increase
		TOTAL CHANGES	384,775	407,295	360,931	-23,844	
Sidewalks	A5410.110-20	Salaries etc	71,740	73,509	73,509	1,769	Wage increases
	A5410.330	Capital Construction	5,000	50,000	5,000	0	Program restoration requested, not proposed due to budget constraints
	A5410.490	Materials & Supplies	20,000	25,000	25,000	5,000	Materials costs

	A5410.810-60	Benefits	43,584	51,254	51,254	7,670	Health insurance cost increase
		TOTAL CHANGES	140,324	199,763	154,763	14,439	
Shade Trees	A8560.110-20	Salaries etc	15,148	15,710	15,710	562	Wage increases
	A8560.240	Specialized Equipment	2,000	1,000	1,000	-1,000	Reduced request
	A8560.440	Equipment Maint	3,000	0	0	-3,000	Moved to garage budget
	A8560.472	Tree removal	6,500	7,500	7,500	1,000	Contracted removal of larger trees
	A8560.830-60	Benefits	5,254	5,481	5,481	227	Health insurance cost increase
		TOTAL CHANGES	31,902	29,691	29,691	-2,211	
		TOTAL PUBLIC WORKS	1,889,500	2,305,894	2,102,901	213,401	
Econ Dev	A6410.420	Office Expense	10,500	17,500	10,500	0	Chamber of Commerce increase not proposed due to budget constraints
	A6410.498	Other Contractual Exp	2,300	4,600	2,300	0	Pride & Beautification request for \$1k increase, OCP for \$400 increase, Garden Club for \$900 increase not proposed due to budget constraints
		TOTAL ECON DEV	12,800	22,100	12,800	0	
Recreation	A7020.110-155	Salaries etc	95,531	98,858	98,858	3,327	Wage increases
Administration	A7020.410	Travel	150	100	100	-50	Reduced request
	A7020.440	Equipment Maint	1,100	1,000	1,000	-100	Reduced request
	A7020.480	Gasoline	9,500	6,000	6,000	-3,500	Fewer employees
	A7020.490	Materials & Supplies	1,700	1,500	1,500	-200	Reduced request
	A7020.810-60	Benefits	29,551	29,766	29,766	215	Health insurance cost increase
		TOTAL CHANGES	137,532	137,224	137,224	-308	
Parks	A7110.110-155	Salaries etc	157,827	83,149	83,149	-74,678	Two vacant positions not being refilled
	A7110.330	Capital Construction	0	6,500	0	0	Request to reseal 1/2 Maple City Trail not proposed due to budget constraints
	A7110.440	Equipment Maint	11,000	7,000	7,000	-4,000	Newer vehicles requiring less maint
	A7110.490	Materials & Supplies	11,000	10,000	10,000	-1,000	Reduced request
	A7110.810-60	Benefits	58,139	53,842	53,842	-4,297	Two vacant positions not being refilled
		TOTAL CHANGES	237,966	160,491	153,991	-83,975	
Rec Activities	A7140.110	Salaries etc	38,900	40,946	40,946	2,046	Minimum wage increase
	A7140.430-90	Contractual Expenses	20,000	15,750	15,750	-4,250	Reduced requests
	A7140.830	Benefits	2,977	3,133	3,133	156	FICA increase
		TOTAL CHANGES	61,877	59,829	59,829	-2,048	
Pool	A7180.110-20	Salaries etc	36,078	44,353	44,353	8,275	Minimum wage increase

	A7180.460	Heat/Lights/Power	3,000	3,100	3,100	100	Increased cost
	A7180.490	Materials & Supplies	11,000	10,000	10,000	-1,000	Less chlorine needed
	A7180.810-50	Benefits	4,141	4,668	4,668	527	FICA increase
		TOTAL CHANGES	54,219	62,121	62,121	7,902	
Arena	A7181.110-20	Salaries etc	17,054	10,550	10,550	-6,504	31% of one of vacant positions assigned to this budget
	A7181.420	Office Expense	400	200	200	-200	Reduced request
	A7181.425	Telephone	600	700	700	100	More accurate reflection of cost
	A7181.440	Equipment Maint	9,300	9,000	9,000	-300	Reduced request
	A7181.450	Building Maintenance	4,500	4,000	4,000	-500	Reduced request
	A7181.460	Heat/Lights/Power	26,000	34,000	34,000	8,000	More accurate reflection of cost
	A7181.490	Materials & Supplies	5,700	5,500	5,500	-200	Reduced request
	A7181.810-30	Benefits	6,895	5,974	5,974	-921	Decrease due to not refilling vacancy
		TOTAL CHANGES	70,449	69,924	69,924	-525	
		TOTAL PARKS & REC	562,043	489,589	483,089	-78,954	
Non-dep't items	A9512	Contribution Library	503,635	503,635	483,635	-20,000	Reduction due to budget constraints
		Contrib Remington	143,219	143,219	123,219	-20,000	Reduction due to budget constraints
	A9700	Debt Service	271,912	320,465	320,465	48,553	Cost increase due to rating downgrade
	A1990	Contingency	107,447	160,000	160,000	52,553	More realistic amount for unexpected
		TOTAL CHANGES	1,026,213	1,127,319	1,087,319	61,106	
		TOTAL GENERAL FUND	12,258,204	13,662,803	12,900,320	642,620	

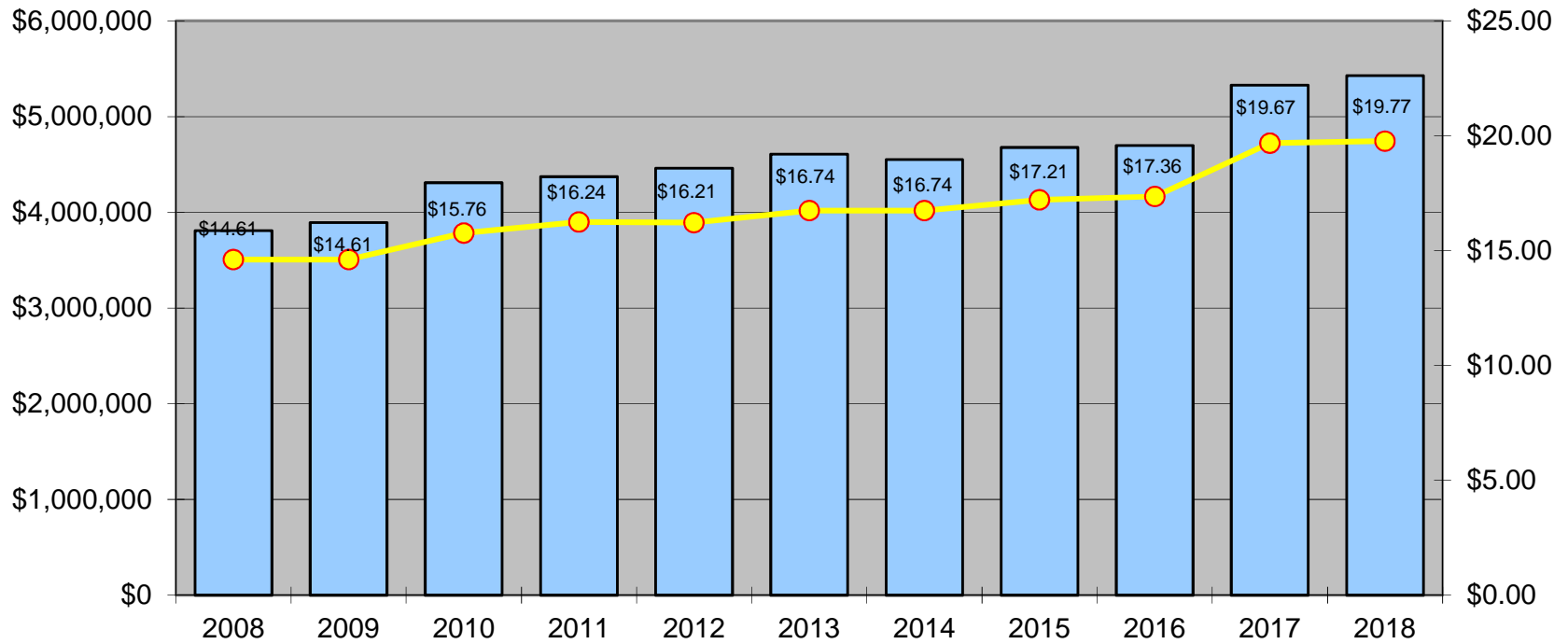
SUMMARY OF WATER FUND APPROPRIATION RECOMMENDATIONS							
						Difference	
	Line		2017	2018	2018	Proposed to	
Budget	Item	Description	Budget	Request	Proposed	2017 Budget	Explanation
Admin	F8310.110-155	Salaries etc	122,090	129,213	110,041	-12,049	Refill of supervisor not proposed, 1/3 of position budgeted here
	F8310.220	Office Equipment	0	1,000	1,000	1,000	New pc; cost split with Sewer Fund
	F8310.310	Capital Equipment	16,455	5,000	5,000	-11,455	Bulk of fiber project budgeted in 2017, split between GF, WF and SF
	F8310.415	Computer Expense	0	47,686	47,686	47,686	New financials software package, split between General, Water & Sewer Funds
	F8310.440	Equipment Maint	103,570	190,907	190,907	87,337	Portion of IT Tech contract, IT equipment, postage meter rental (moved from Clerk budget) postage & folder/stuffer maint cost split between this budget and Sewer Fund Admin budget.
	F8310.490	Materials & Supplies	300	500	500	200	Materials costs
	F8310.515	Consultants	157,788	167,759	167,759	9,971	Portion of City Hall admin charged here Corresponding revenue is in A2801 Interfund Revenues
	F8310.517	Engineering Service	37,212	44,185	44,185	6,973	1/3 Engineering budget charged to here Corresponding revenue in Eng budget
	F8310.519	Code Enforce Service	66,342	68,316	68,316	1,974	1/3 of net Code budget charged to here Corresponding revenue in Code budget
	F8310.550	Uniform & Clothing	180	180	120	-60	Refill of supervisor not proposed
	F8310.810-60	Benefits	80,379	82,420	80,774	395	Health insurance increase
		TOTAL CHANGES	584,316	737,166	716,288	131,972	
Supply,	F8320.110-155	Salaries etc	287,916	284,863	284,813	-3,103	Turnover and less overtime
Power &	F8320.310	Capital Equipment	40,000	25,500	25,500	-14,500	Replacing mower & various pumps
Pumping	F8320.330	Capital Construction	166,000	10,000	10,000	-156,000	Safety lighting
	F8320.420	Office Expense	600	2,000	2,000	1,400	New PC needed for water filtration staff
	F8320.422	Water Testing	12,500	28,000	28,000	15,500	Increase due to new EPA water testing requirements, primarily lead
	F8320.430	Printing/Advertising	850	1,200	1,200	350	More accurate reflection of cost
	F8320.440	Equipment Maint	10,000	30,000	30,000	20,000	Increase due to need to repair/replace

							intake pump bowl unit
	F8320.450	Building Maintenance	22,000	25,000	25,000	3,000	New door, pointing, roof at filter building
	F8320.498	Other Contractual Exp	15,000	58,000	8,000	-7,000	Request for evaluation of plant condition
							not proposed due to budget constraints
	F8320.510	Professional Training	1,500	3,000	3,000	1,500	Training program for employees
	F8320.515	Consultants	40,000	40,625	40,625	625	Contract with DANC
	F8320.810-60	Benefits	172,556	172,455	172,455	-101	Pension decrease
		TOTAL CHANGES	768,922	680,643	630,593	-138,329	
Transmission	F8340.110-155	Salaries etc	192,066	148,635	148,635	-43,431	Position redistribution
& Distribution	F8340.310	Capital Equipment	50,533	98,533	70,533	20,000	\$30,533 in annual lease payments for loader, skid steer & 2 single axle dump trucks proposed, \$10k for requested utility box, \$30k for requested hydrostop equipment. Leases for single axle dump truck, loader & rubber tire excavator not proposed due to budget constraints
	F8340.330	Capital Construction	95,000	35,000	35,000	-60,000	\$10k hydrant repair, \$25k roof repair at 917 Washington St (50% of cost)
	F8340.440	Equipment Maint	20,000	0	0	-20,000	Moved to Supply, Power, Pump budget
	F8340.490	Materials & Supplies	40,000	45,000	45,000	5,000	Materials costs
	F8340.498	Other Contractual Exp	3,000	1,500	1,500	-1,500	Reduced request
	F8340.515	Consultants	4,650	0	0	-4,650	Moved to PW Garage budget
	F8340.810-60	Benefits	139,460	131,690	131,690	-7,770	Position redistribution
		TOTAL CHANGES	544,709	460,358	432,358	-112,351	
Debt Service	F9710		49,373	59,367	59,367	9,994	Increased principal cost
		TOTAL WATER FUND	1,947,320	1,937,534	1,838,606	-108,714	

SUMMARY OF SEWER FUND APPROPRIATION RECOMMENDATIONS							
						Difference	
	Line		2017	2018	2018	Proposed to	
Budget	Item	Description	Budget	Request	Proposed	2017 Budget	Explanation
Admin	G8110.110-155	Salaries etc	122,090	130,815	111,895	-10,195	Refill of supervisor not proposed, 1/3 of position budgeted here
	G8110.220	Office Equipment	0	1,000	1,000	1,000	New pc; cost split with Water Fund
	G8110.310	Capital Equipment	16,455	5,000	5,000	-11,455	Bulk of fiber project budgeted in 2017, split between GF, WF and SF
	G8110.415	Computer Expense	0	47,686	47,686	47,686	New financials software package, split between General, Water & Sewer Funds
	G8110.425	Telephone	1,650	1,700	1,700	50	More accurate reflection of cost
	G8110.440	Equipment Maint	103,570	190,907	190,907	87,337	Portion of IT Tech contract, IT equipment, postage meter rental (moved from Clerk budget) postage & folder/stuffer maint cost split between this budget and Water Fund Admin budget.
	G8110.490	Materials & Supplies	0	500	500	500	Materials costs
	G8110.498	Other Contractual Exp	1,000	750	750	-250	Reduced request
	G8110.515	Consultants	169,287	201,003	201,003	31,716	Portion of City Hall admin charged here Corresponding revenue is in A2801 Interfund Revenues
	G8110.440	Engineering Service	37,212	44,185	44,185	6,973	1/3 Engineering budget charged to here Corresponding revenue in Eng budget
	G8110.519	Code Enforce Service	66,342	68,316	68,316	1,974	1/3 of net Code budget charged to here Corresponding revenue in Code budget
	G8110.550	Uniform & Clothing	180	180	120	-60	Refill of supervisor not proposed
	G8110.810-60	Benefits	80,775	82,944	81,496	721	Health insurance increase
		TOTAL CHANGES	598,561	774,986	754,558	155,997	
Sewer	G8120.110-155	Salaries etc	241,705	192,328	192,328	-49,377	Position redistribution
Maintenance	G8120.310	Capital Equipment	73,534	129,534	101,534	28,000	\$31,534 in annual lease payments for loader, skid steer & 2 single axle dump trucks proposed, \$10k for requested utility box, \$60k for requested camera upgrade. Leases for single axle dump

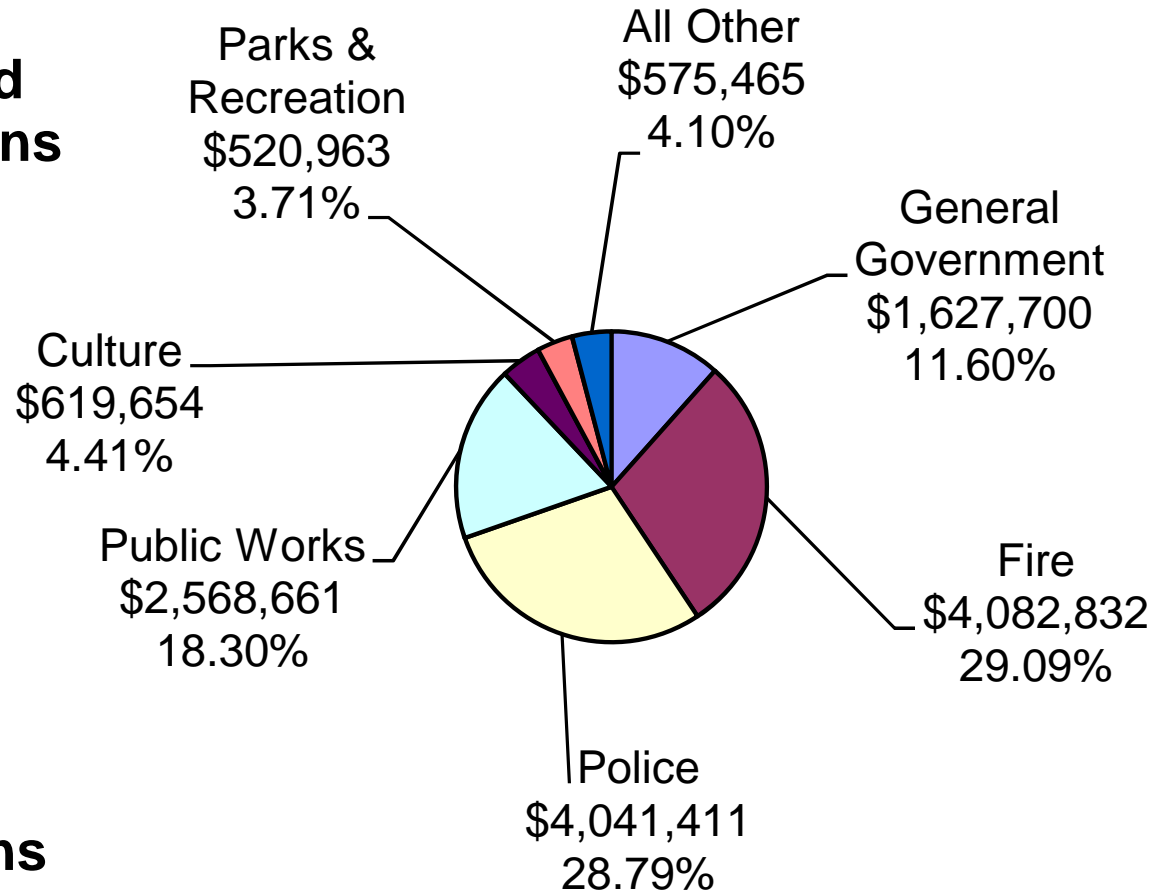
							truck, loader & rubber tire excavator not proposed due to budget constraints
	G8120.330	Capital Construction	85,000	125,000	25,000	-60,000	\$25K for roof repair at 917 Washington St (50% of cost). Request to camera sewer system not proposed due to budget constraints
	G8120.440	Equipment Maint	25,000	0	0	-25,000	Moved to Sewer Admin budget
	G8120.490	Materials & Supplies	27,500	35,000	35,000	7,500	Costs associated with repairs
	G8120.498	Other Contractual Exp	0	0	750	750	1/3 mandated drug screening costs
	G8120.515	Consultants	4,650	0	0	-4,650	Moved to PW Garage budget
	G8120.810-60	Benefits	129,794	125,430	125,430	-4,364	Health insurance increase
		TOTAL CHANGES	587,183	607,292	480,042	-107,141	
Water	G8130.110-155	Salaries etc	321,233	300,937	251,180	-70,053	Turnover & placeholder \$48,457 salary of chief operator not proposed
Pollution Control	G8130.240	Specialized Equipment	2,500	0	0	-2,500	Reduced request
	G8130.310	Capital Equipment	200,000	0	0	-200,000	Incorporated into WWTP project
	G8130.410	Travel	3,000	8,000	8,000	5,000	Training for 4 employees
	G8130.422	Lab Testing	0	20,000	20,000	20,000	Paid from Other Contractual Exp in past
	G8130.440	Equipment Maint	200,000	100,000	100,000	-100,000	Incorporated into WWTP project
	G8130.450	Building Maintenance	17,000	10,000	10,000	-7,000	Reflects WWTP project underway
	G8130.470	Rentals	2,360	2,500	2,500	140	
	G1830.490	Materials & Supplies	75,000	60,000	60,000	-15,000	Reflects WWTP project underway
	G1830.498	Other Contractual Exp	110,000	100,000	100,000	-10,000	Sludge disposal costs
	G1830.510	Professional Training	3,000	7,000	7,000	4,000	Training for 4 employees
	G8130.515	Consultants	127,800	131,605	131,605	3,805	DANC contract
	G8130.575	State Regulator Fee	0	0	16,600	16,600	SPDES and DEC transport permits
	G8130.810-60	Benefits	228,828	242,540	238,734	9,906	Health insurance increase
		TOTAL CHANGES	1,290,721	982,582	945,619	-345,102	
Debt Service	G9710		224,025	232,840	232,840	8,815	Increased principal cost
		TOTAL SEWER FUND	2,700,490	2,597,700	2,413,059	-287,431	

Tax Levy and Tax Rate, 2008 - 2018



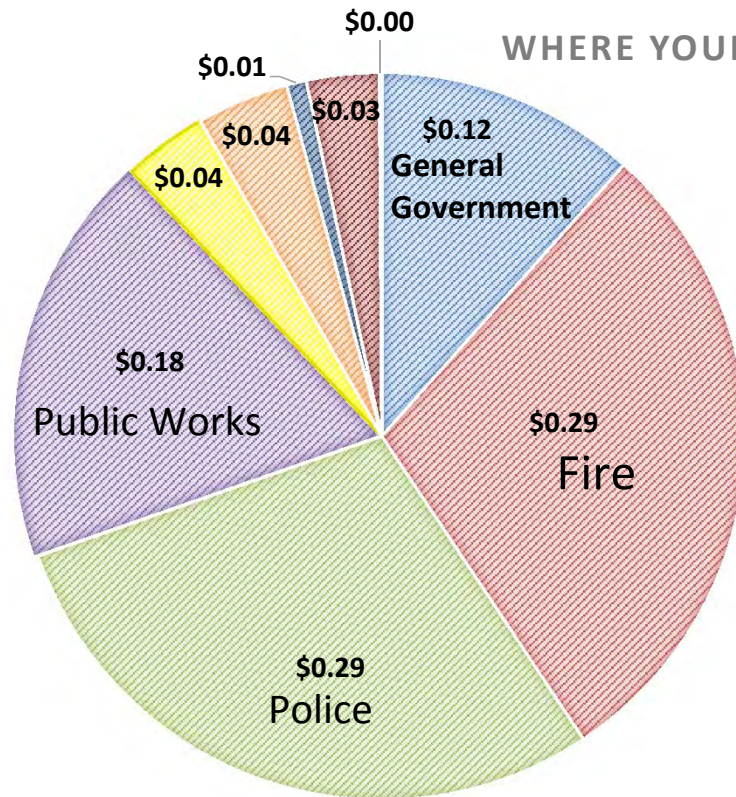
Real Property Tax Levy Tax Rate

General Fund Appropriations



**Total
Appropriations
\$14,047,089**

WHERE YOUR 2018 PROPERTY TAX DOLLAR GOES



- General Government
- Fire
- Police
- Public Works
- Parks & Recreation
- All Other
- Remington
- Library
- Culture

PRELIMINARY BUDGET 2018

TABLE OF CONTENTS

FUNCTION	PROGRAM	CODE	PAGE
A	Miscellaneous	Budget at a Glance.....	A-1
		Computation of Tax Levy.....	A-2
		Tax Cap.....	A-3
		Tax & Debt Limitation.....	A-4
		Tax Limitation Data.....	A-5
		Debt Limitation Data.....	A-6
		Personnel Summary & Distribution.....	A-7
		Explanation of Fringe Benefits.....	A-8
		Comparative Tax Rates.....	A-9
		General Fund Appropriation Summary..	A-10
		General Fund Appropriation Summary by Object Detail	A-11,12
B	Revenues	General Fund.....	B-1,2
		Water Fund.....	I-4
		Sewer Fund.....	J-4
		Library Fund.....	K-2
		Museum Fund.....	L-1
		Community Development Fund.....	M-1
C	General Government	Appropriation Summary.....	C-1
		Mayor/City Council.....A1010	C-2,3
		City Manager.....A1230	C-4,5
		Comptroller.....A1315	C-6,7
		Assessments.....A1355	C-8,9
		City Clerk.....A1410	C-10,11
		Law.....A1420	C-12
		Personnel/Civil Service.....A1430	C-13
		Engineering.....A1440	C-14,15
		City Hall Building.....A1620	C-16,17
		Central Services.....A1670	C-18
		Refund Real Property Tax.....A1964	C-19
		Taxes Paid to School District.....A8689	C-20
		Historian.....A7510	C-21
		Planning/Development.....A8020	C-22,23
		D	Public Safety
Police.....A3120	D-2-5		
Bingo Inspection.....A3122	D-6		
Fire.....A3410	D-7-10		
Animal Control.....A3510	D-11		
Code Enforcement.....A8025	D-12,13		
E	Public Works	Appropriation Summary.....	E-1
		Administration.....A1490	E-2,3
		Street Maintenance.....A5110	E-4,5
		Street Cleaning.....A5115	E-6,7
		Garage.....A5132	E-8,9
		Snow Removal.....A5143	E-10,11
		Street Lighting.....A5182	E-12
		Sidewalks.....A5410	E-13,14
		Shade Trees.....A8560	E-15,16

FUNCTION	PROGRAM	CODE	PAGE
F	Economic Development	Economic Development.....	A6410 F-1
G	Recreation	Appropriation Summary..... Administration..... Parks..... Activities..... Pool..... Arena.....	A7020 A7110 A7140 A7180 A7181 G-1 G-2,3 G-4,5 G-6-8 G-9,10 G-11,12
H	Non-Departmental Items	Appropriation Summary..... General Insurance..... Unemployment Insurance..... Contributions to Lib/Museum..... Debt Service..... Contingent Account.....	A1910 A9050 A9512 A9700 A1990 H-1 H-2 H-3 H-4 H-5 H-6
I	Water Fund	Appropriation Summary..... Water Fund Appropriation Summary by Object Detail Revenues..... Administration..... Pumping & Treatment..... Transmission Dist..... Insurance..... Water Unemployment Insurance..... Debt Service..... Other Fund Transfer.....	F8310 F8320 F8340 F1910 F9710 F9710 F9901 I-1 I-2,3 I-4 I-5,6 I-7-8 I-9,10 I-11 I-12 I-13 I-14
J	Sewer Fund	Appropriation Summary..... Sewer Fund Appropriation Summary by Object Detail Revenues..... Administration..... Maintenance..... Water Pollution..... Insurance..... Sewer Unemployment Insurance..... Debt Service.....	G8110 G8120 G8130 G1911 G9711 G9711 J-1 J-2,3 J-4 J-5,6 J-7,8 J-9-11 J-12 J-13 J-14
K	Library Fund	Appropriation Summary..... Revenues..... Public Library.....	L7410 K-1 K-2 K-3-5
L	Museum Fund	Revenues..... Remington Museum.....	L7411 L-1 L-2,3
M	Community Development	M-1
N	Appendix	Exemption Impact Report.....	N-1,2

**CITY OF OGDENSBURG
BUDGET AT A GLANCE**

	2017 <u>Budget</u>	2018 <u>Budget</u>	% Total General <u>Fund</u>	\$ Increase <u>(Decrease)</u>	% Increase <u>(Decrease)</u>	% Total City <u>Budget</u>
<u>EXPENDITURE BY SERVICE</u>						
General Government Support Services	1,601,904	1,628,000	11.6%	26,096	1.6%	7.9%
Public Safety	7,713,972	8,157,131	58.1%	443,159	5.7%	39.8%
Public Works	2,398,303	2,568,661	18.3%	170,358	7.1%	12.5%
Economic Development	12,800	15,000	0.1%	2,200	17.2%	0.1%
Recreation	602,074	525,978	3.7%	(76,096)	-12.6%	2.6%
<u>Non-Departmental Items</u>						
General Insurance	85,000	85,000	0.6%	0	0.0%	0.4%
Unemployment Insurance	10,000	10,000	0.1%	0	0.0%	0.0%
Contribution to Public Library & Remington Museum	646,854	576,854	4.1%	(70,000)	-10.8%	2.8%
Debt Service	271,912	320,465	2.3%	48,553	17.9%	1.6%
Contingency	101,391	160,000	1.1%	58,609	57.8%	0.8%
TOTAL GENERAL FUND	<u>13,444,210</u>	<u>14,047,089</u>	<u>100.0%</u>	<u>602,879</u>	<u>4.5%</u>	<u>68.5%</u>
Community Development	387,125	317,994		(69,131)	-17.9%	1.6%
Water Fund	2,476,256	2,367,096		(109,160)	-4.4%	11.5%
Sewer Fund	2,966,960	2,679,529		(287,431)	-9.7%	13.1%
Public Library	587,148	601,759		14,611	2.5%	2.9%
Remington Museum	470,757	497,323		26,566	5.6%	2.4%
TOTAL ALL FUNDS	<u>20,332,456</u>	<u>20,510,790</u>		<u>178,334</u>	<u>0.9%</u>	<u>100.0%</u>
<u>EXPENDITURE BY OBJECT</u>						
.1 Personal Service	8,077,623	8,064,323		(13,300)	-0.2%	39.3%
.2 Equipment	55,371	313,490		258,119	466.2%	1.5%
.3 Capital Outlay	1,193,109	749,130		(443,979)	-37.2%	3.7%
.4 Other Contractual Exp.	4,808,996	5,108,178		299,182	6.2%	24.9%
.6 Debt Service	551,535	619,492		67,957	12.3%	3.0%
.8 Fringe Benefits	5,395,822	5,406,177		10,355	0.2%	26.4%
.9 Transfers	250,000	250,000		0	100.0%	1.2%
TOTAL	<u>20,332,456</u>	<u>20,510,790</u>		<u>178,334</u>	<u>0.9%</u>	<u>100.0%</u>

TAX LEVY & TAX RATE CALCULATION

	BUDGET <u>2014</u>	BUDGET <u>2015</u>	BUDGET <u>2016</u>	BUDGET <u>2017</u>	BUDGET <u>2018</u>
<u>ASSESSED VALUATION</u>					
Real Estate	\$252,871,727	\$255,985,077	\$256,024,676	\$256,607,155	\$261,226,967
Special Franchise	\$7,893,774	\$7,753,794	\$7,592,748	\$7,215,776	\$7,282,511
Utilities	\$11,026,715	\$7,997,539	\$7,014,750	\$7,150,439	\$7,143,316
 TOTAL	 <u><u>\$271,792,216</u></u>	 <u><u>\$271,736,410</u></u>	 <u><u>\$270,632,174</u></u>	 <u><u>\$270,973,370</u></u>	 <u><u>\$275,652,794</u></u>
 <u>CITY TAX LEVY</u>					
General Fund Approp.	\$12,156,911	\$12,804,866	\$13,001,827	\$13,394,066	\$14,047,089
Less: Gen. Fund Revenues	\$7,607,816	\$8,128,012	\$8,302,477	\$8,064,621	\$8,596,270
 TOTAL LEVY FOR TAX PURPOSES	 <u><u>\$4,549,095</u></u>	 <u><u>\$4,676,854</u></u>	 <u><u>\$4,699,350</u></u>	 <u><u>\$5,329,445</u></u>	 <u><u>\$5,450,819</u></u>
 CITY TAX RATE	 16.7374	 17.2110	 17.3643	 19.6678	 19.7742

2018 TAX CAP CALCULATION

		<u>YEAR 2018</u>
Prior Fiscal Year Actual Tax Levy		\$5,329,721
Prior Year Reserve Offset	+	\$0
Reserve Amount (including interest)	-	\$0
	Subtotal	<u>\$5,329,721</u>
<u>Tax Base Growth Factor (from NYS Dept. of Taxation and Finance)</u>	x	1.0000
	Subtotal	<u>\$5,329,721</u>
PILOTs Receivable in the Prior Fiscal Year	+	\$28,700
TORT Exclusion Amount, Prior Fiscal Year	-	\$0
	Subtotal	<u>\$5,358,421</u>
<u>Allowable Levy Growth Factor (from NYS Comptroller)</u>	x	1.0184
	Subtotal	<u>\$5,457,016</u>
PILOTs Receivable in Coming Fiscal Year	-	\$31,200
Available Carryover from Prior Year	+	\$0
<u>Tax Levy Limit (before adjustments/exclusions*)</u>	Subtotal	<u><u>\$5,425,816</u></u>

* There are no adjustments or exclusions

Amount of Tax Levy Increase Allowed \$96,095

Percent of Tax Levy Increase 1.803%

TAX AND DEBT LIMITATION

2018 CALCULATION

Assessment Roll <u>Completed in:</u>	Assessed Valuation of Taxable <u>Real Estate</u>	State Equalization <u>Rate %</u>	Full Valuation Taxable Real <u>Estate</u>
2014	272,277,781	100.00	272,277,781
2015	271,736,410	100.00	271,736,410
2016	270,632,174	100.00	270,632,174
2017	270,973,370	100.00	270,973,370
2018	275,652,794	100.00	275,652,794
Total Five Year Assessed Full Valuation			\$1,361,272,529
Five Year Average Full Valuation			\$272,254,506
Constitutional Tax Limitation (before exclusions) = 2% x 5 Year Average			\$5,445,090
Constitutional Debt Limitation (before exclusions) = 7% x 5 Year Average			\$19,057,815

TAX LIMITATION DATA 2018

Constitutional Tax Limit		\$5,445,090	
2018 Tax Levy		\$5,450,819	
Exclusions from Tax Levy:			
A. Revenue Producing Improvement Debts			
SEWER FUND			
2002 Serial Bond - Sewer	<u>Principal</u>	<u>Interest</u>	<u>Total Prin & Int</u>
2017 Multi Purpose BAN - Sewer	\$168,162	\$29,534	\$197,696
2017 Multi Purpose BAN - Sewer	\$28,044	\$7,100	\$35,144
Total Revenue Producing Improvements Debts			\$232,840
Less Designated Revenues (Schedule A)			
Budgeted Revenue less Appropriated Fund Balance - Sewer			\$2,679,529
Budgeted Expenses less Debt Service - Sewer			\$2,446,689
Less Total Designated Revenues (if expenses larger then revenue, then zero)			\$232,840
Net Exclusions Revenue Producing Improvement Debts			\$0
B. Other Debts			
WATER, GENERAL & LIBRARY FUNDS			
2002 Serial Bond - Water	<u>Principal</u>	<u>Interest</u>	<u>Total Prin & Int</u>
2017 Multi Purpose BAN - Water	\$33,324	\$5,853	\$39,177
2017 Multi Purpose BAN - Water	\$17,430	\$2,760	\$20,190
2017 Multi Purpose BAN - General & Library	\$45,526	\$7,880	\$53,406
2002 Serial Bond - General	\$18,514	\$3,252	\$21,766
2007 Serial Bond - General	\$145,000	\$35,113	\$180,113
Total Other Debts			\$314,652
Debt Service Net Exclusions			\$314,652
C. Budgetary Capital Equipment Exclusions Allowed by Section 11 of Local Finance Law (Schedule C)			\$255,537
TOTAL EXCLUSIONS			\$570,189
Tax Levy Subject to Tax Limit = (2018 Tax Levy minus Total Exclusions)			\$4,880,630
Constitutional Tax Margin Remaining			\$564,460
Percent of Tax Limitation Remaining			10.37%
Percent of Tax Limitation Exhausted			89.63%

DEBT LIMITATION DATA 2018

Constitutional Debt Limit			\$19,057,815
<u>Indebtedness</u>			
Outstanding Bonds		<u>\$2,970,000</u>	
	Total Indebtedness		\$2,970,000
<u>Exclusions</u>			
Water Indebtedness		<u>\$215,846</u>	
	Total Exclusions		\$215,846
Total Net Indebtedness Subject to Debt Limit			\$2,754,154
Net Debt Contracting Margin			\$16,303,661
Percentage of Debt Contracting Power Exhausted			14.45%

PERSONNEL DISTRIBUTION

	<u>2014</u>	<u>2015</u>	<u>2016</u>	<u>2017</u>	<u>2018</u>
GENERAL FUND					
A1010 Mayor/Council	7.2	7.2	7.2	7.2	7.2
A1230 City Manager	1.6	1.6	1.6	1.6	1.6
A1315 Comptroller	4	4.25	4	3	3
A1355 Assessments	2	2	2	2	2
A1410 Clerk	2	2	2	2	2
A1420 Law	0.2	0.2	0.2	0.2	0.2
A1440 Engineering	1	1	1	1	1
A1620 City Hall	1	1	1	1	1
A7510 Historian	0.33	1	1	1	1
A8020 Planning & Development	1	1	1	1	1
A3120 Police	33.5	33.5	33.5	34.5	33.5
A3122 Bingo	1	1	1	1	1
A3410 Fire	29	29	29	29	29
A3510 Animal Control	1	1	1	1	1
A8025 Code Enforcement	3	3	3	3	3
A1490 Public Works Administration	1	1.14	1	1.33	1
A5110 Street Maintenance	3.5	3.5	3.5	6.25	5
A5115 Street Cleaning	1.5	1.5	1.5	1.5	2
A5132 Public Works Garage	2	2	2	2	2
A5142 Snow Removal	2.5	2.5	2.5	4.6	4.1
A5410 Sidewalks	1	1	1	1.5	1.5
A7020 Recreation Administration	2	2	2	2	2
A7110 Parks	3.69	3.69	3.69	3.69	2
A7181 Arena	0.31	0.31	0.31	0.31	0
TOTAL GENERAL FUND	<u>105.33</u>	<u>106.39</u>	<u>106</u>	<u>111.68</u>	<u>107.1</u>
WATER FUND					
F8310 Administration	1.75	1.89	1.75	2.32	2
F8320 Pumping & Supply	5	5	5	5	5
F8340 Trans. & Distrib.	8	8	8	3.29	2.55
TOTAL WATER FUND	<u>14.75</u>	<u>14.89</u>	<u>14.75</u>	<u>10.61</u>	<u>9.55</u>
SEWER FUND					
G8110 Administration	1.75	1.89	1.75	2.32	2
G8120 Sewer Maintenance	5.5	5.5	5.5	4.54	3.55
G8130 Water Pollution	8	8	8	6	5
TOTAL SEWER FUND	<u>15.25</u>	<u>15.39</u>	<u>15.25</u>	<u>12.86</u>	<u>10.55</u>
COMMUNITY DEVELOPMENT FUND					
CD8664 Zombie Property Grant	0	0	0	0	0.5
TOTAL CD FUND	<u>0</u>	<u>0</u>	<u>0</u>	<u>0</u>	<u>0.5</u>
TOTAL CITY PERSONNEL	<u>135.33</u>	<u>136.67</u>	<u>136</u>	<u>135.15</u>	<u>127.7</u>
LIBRARY					
L7410 Full Time Personnel	6.5	7	7	7	7
Part Time Personnel	3	3	3	3	3
Pages	3	3	3	2	2
TOTAL LIBRARY	<u>12.5</u>	<u>13</u>	<u>13</u>	<u>12</u>	<u>12</u>
REMINGTON					
L7411 Full Time Personnel	7	5	6	5	6
Part Time & Seasonal	4	6	5	6	5
TOTAL REMINGTON	<u>11</u>	<u>11</u>	<u>11</u>	<u>11</u>	<u>11</u>

EXPLANATION OF FRINGE BENEFITS

SOCIAL SECURITY

Budgeted at 6.2% for Social Security and 1.45% for Medicare.

RETIREMENT

The New York State Retirement System Bill has increased over time. In year 2002 the amount paid was \$38,917; year 2003 \$290,367; year 2004 \$840,842; year 2005 \$736,293; year 2006 \$832,518; year 2007 \$739,481; year 2008 \$702,952; 2009 \$667,445; year 2010 \$932,961; year 2011 \$1,014,300; year 2012 \$1,064,197; year 2013 \$1,202,065; year 2014 \$1,358,143; year 2015 \$1,666,460; year 2016 \$1,569,294; in year 2017 we will pay \$1,662,531, and in year 2018 we have budgeted 1,514,568, the first decline in a few years.

HOSPITALIZATION

A self-funded health insurance. This is a benefit given to active City employees, their dependents, and retired employees.

Budgeted at \$ 3,262,154 for 2018.

UNEMPLOYMENT INSURANCE

Statutory State Unemployment Benefit Program.

The City has opted for the reimbursement method of financing. We have budgeted \$ 10,000 for 2018.

WORKERS COMPENSATION

Beginning in 1994 St. Lawrence County bills the taxpayers directly on the City/County tax bill.

For 2018 St. Lawrence County changed the method of allocation to local jurisdictions, thus resulting in a significant increase for the City of Ogdensburg.

DISABILITY INSURANCE

Each employee contributes \$.60 per pay which the City matches. The plan offers a percentage of continued wages upon depletion of all accrued time.

This benefit is available only to non-uniformed personnel.

Budgeted at \$1,566 for 2018.

SICK LEAVE INCENTIVE

Paid in the .130 budget lines to eligible Employees who meet the sick leave incentive criteria to qualify.

LONGEVITY INCENTIVE

Paid in the .150 budget lines to eligible Employees who meet the longevity criteria to qualify.

COMPARATIVE TAX RATES

<u>YEAR</u>	<u>CITY</u>	<u>%</u>	<u>SCHOOL DISTRICT</u>	<u>%</u>	<u>COUNTY</u>	<u>%</u>	<u>LIBRARY</u>	<u>%</u>	<u>TOTAL</u>
1998	16.24	37	17.94	41	9.19	21	n/a		43.37
1999	16.49	38	17.94	42	8.63	20	n/a		43.06
2000	16.49	38	17.93	42	8.56	20	n/a		42.98
2001	16.60	38	18.76	43	8.30	19	n/a		43.66
2002	16.98	38	18.56	42	9.06	20	n/a		44.60
2003	16.98	38	18.72	42	9.08	20	n/a		44.78
2004	17.36	37	19.99	42	10.04	21	n/a		47.39
2005	17.07	35	21.50	43	10.90	22	n/a		49.47
2006	16.90	34	21.55	44	10.63	22	n/a		49.08
2007	16.09	33	22.26	46	9.74	20	n/a		48.09
2008	14.61	31	23.65	50	9.22	19	n/a		47.48
2009	14.61	31	23.02	49	9.41	20	n/a		47.04
2010	15.76	32	23.79	49	9.43	19	n/a		48.98
2011	16.24	33	23.78	48	9.44	19	n/a		49.46
2012	16.21	32	24.61	48	10.04	20	n/a		50.86
2013	16.74	31	25.85	48	11.23	21	n/a		53.82
2014	16.74	32	25.66	49	9.74	19	n/a		52.14
2015	17.21	32	26.20	50	9.70	18	n/a		53.11
2016	17.36	32	26.43	49	9.99	19	n/a		53.78
2017	19.67	35	26.38	47	9.78	18	0.13	0	55.96
2018	19.77		TBA		TBA		TBA		TBA

GENERAL FUND APPROPRIATION SUMMARY

	2015 <u>Actual</u>	2016 <u>Actual</u>	2017 <u>Budget</u>	Actual Exp <u>As of 9/30/17</u>	2017 <u>Est. Exp.</u>	2018 <u>Dept. Req.</u>	2018 <u>Proposed Budget</u>	2018 <u>Council Appr.</u>
<u>EXPENDITURE BY SERVICE</u>								
General Government Support Services	1,670,784.17	1,632,642.44	1,601,904.00	997,177.67	1,602,940	1,866,505	1,627,700	1,628,000
Public Safety	7,678,618.89	7,380,885.39	7,713,972.00	5,266,571.50	7,680,921	8,389,128	8,124,243	8,157,131
Public Works	2,499,133.63	2,405,392.66	2,398,303.32	1,698,335.36	2,445,832	2,771,654	2,568,661	2,568,661
Economic Development	17,793.71	19,849.63	12,800.00	8,325.00	12,800	22,100	12,800	15,000
Recreation	655,084.33	701,915.01	602,073.61	426,225.50	541,047	527,463	520,963	525,978
Non-Departmental Items	1,091,088.52	1,088,311.48	1,115,156.87	470,459.04	1,013,766	1,222,319	1,182,319	1,152,319
TOTAL	<u>13,612,503.25</u>	<u>13,228,996.61</u>	<u>13,444,209.80</u>	<u>8,867,094.07</u>	<u>13,297,305</u>	<u>14,799,169</u>	<u>14,036,686</u>	<u>14,047,089</u>

EXPENDITURE BY OBJECT

.1 Personal Service	6,257,026.84	6,065,744.51	6,238,274.00	4,405,797.66	6,129,269	6,569,208	6,340,543	6,380,826
.2 Equipment	113,363.87	117,618.53	45,570.87	20,780.87	43,706	337,419	310,419	304,190
.3 Capital Outlay	546,929.38	532,560.22	449,131.80	388,302.57	421,632	822,033	470,533	470,533
.4 Other Contractual Exp.	2,487,460.64	2,303,804.87	2,326,868.13	1,124,100.27	2,322,473	2,625,991	2,488,166	2,460,666
.6 Debt Service	285,849.52	293,072.48	271,912.00	270,167.32	271,912	320,465	320,465	320,465
.8 Fringe Benefits	3,921,873.00	3,916,196.00	4,112,453.00	2,657,945.38	4,108,313	4,124,053	4,106,560	4,110,409
TOTAL	<u>13,612,503.25</u>	<u>13,228,996.61</u>	<u>13,444,209.80</u>	<u>8,867,094.07</u>	<u>13,297,305</u>	<u>14,799,169</u>	<u>14,036,686</u>	<u>14,047,089</u>

BREAKDOWN OF FRINGE BENEFITS

A.810 State Retirement	456,106.00	429,420.00	340,096.00	255,069.00	336,836	314,289	314,289	314,289
A.820 Police/Fire Retirement	749,141.00	705,510.00	978,648.00	733,986.00	978,648	882,578	882,578	882,578
A.830 Social Security	464,592.00	424,398.00	473,629.00	325,424.87	472,749	496,440	478,947	482,796
A.850 NYS Disability	418.00	488.00	985.00	278.68	985	778	778	778
A.860 Health Insurance	2,241,616.00	2,356,380.00	2,309,095.00	1,337,895.11	2,309,095	2,419,968	2,419,968	2,419,968
A.870 Unemployment Insurance	10,000.00	0.00	10,000.00	5,291.72	10,000	10,000	10,000	10,000
TOTAL	<u>3,921,873.00</u>	<u>3,916,196.00</u>	<u>4,112,453.00</u>	<u>2,657,945.38</u>	<u>4,108,313</u>	<u>4,124,053</u>	<u>4,106,560</u>	<u>4,110,409</u>

GENERAL FUND APPROPRIATION SUMMARY BY OBJECT DETAIL

	2015 <u>Actual</u>	2016 <u>Actual</u>	2017 <u>Budget</u>	Actual Exp <u>As of 9/30/17</u>	2017 <u>Est. Exp.</u>	2018 <u>Dept. Req.</u>	2018 <u>Proposed Budget</u>	2018 <u>Council Appr.</u>	
EXPENDITURE BY OBJECT DETAIL									
A.110 Salaries	5,709,256.44	5,475,228.32	5,645,136.73	4,083,097.90	5,585,227	5,925,175	5,698,143	5,778,685	
A.120 Overtime	401,034.87	366,169.53	410,150.00	261,007.36	420,050	411,400	443,400	403,141	
A.130 Sick Leave Incentive	22,081.29	24,252.10	39,150.00	0.00	2,599	46,950	46,950	46,950	
A.140 Time Accruals Payouts	88,450.92	173,552.56	86,845.27	52,751.40	64,953	130,000	100,000	100,000	
A.150 Longevity Incentive	25,323.32	19,880.00	11,800.00	0.00	11,800	11,800	11,800	11,800	
A.155 Clothing Allowance	10,880.00	6,662.00	45,192.00	8,941.00	44,641	43,883	40,250	40,250	
TOTAL PERSONAL SERVICE	6,257,026.84	6,065,744.51	6,238,274.00	4,405,797.66	6,129,269	6,569,208	6,340,543	6,380,826	
A.220 Office Equipment	2,233.04	2,319.95	5,841.87	2,989.69	4,542	5,175	5,175	5,175	
A.240 Specialized Equipment	104,234.41	115,298.58	37,229.00	15,536.18	36,909	329,744	302,744	296,515	
A.260 Playground Equipment	6,896.42	0.00	2,500.00	2,255.00	2,255	2,500	2,500	2,500	
A.310 Capital Equipment	139,609.09	130,664.22	66,988.00	41,289.58	66,988	252,533	57,533	57,533	
A.330 Capital Construction	407,320.29	401,896.00	382,143.80	347,012.99	354,644	569,500	413,000	413,000	
TOTAL EQUIP & CAPITAL OUTLAY	660,293.25	650,178.75	494,702.67	409,083.44	465,338	1,159,452	780,952	774,723	
A.410 Travel	3,115.60	2,256.08	6,970.00	3,484.34	5,572	6,500	6,500	6,500	
A.415 Computer Expense	29,904.24	21,474.24	28,500.00	16,885.63	28,500	48,546	48,546	48,546	
A.420 Office Expense	78,583.54	63,953.70	68,471.00	42,968.99	65,644	74,956	67,956	68,956	
A.421 Medical Expense	5,361.86	9,671.67	10,040.00	6,863.39	10,040	12,140	11,140	11,140	
A.425 Telephone	34,498.82	35,446.29	32,450.00	23,690.12	32,900	34,310	34,310	34,310	
A.430 Printing & Advertising	14,405.76	12,701.57	16,600.00	9,375.25	14,700	15,350	11,350	15,350	
A.440 Equipment Maintenance	279,491.52	239,500.45	270,292.00	173,544.23	267,203	284,868	284,868	284,168	
A.450 Building Maintenance	34,492.91	33,521.97	56,100.00	16,261.04	34,300	57,400	57,400	57,400	
A.460 Heat, Lights & Power	346,293.31	354,229.28	304,820.00	299,598.27	378,420	316,920	316,920	313,920	
A.461 Traffic Lights	2,332.59	2,315.55	2,500.00	1,561.94	2,000	2,500	2,500	2,500	
A.469 Refunds & School Taxes	108,549.64	94,324.29	90,000.00	13,914.50	121,204	155,305	90,000	90,000	
A.470 Rentals	18,111.36	17,166.11	17,835.00	6,537.21	14,761	15,335	15,335	15,335	
A.471 SPCA	22,500.00	21,978.00	20,000.00	20,000.00	20,000	20,000	20,000	20,000	
A.472 Tree Removal	5,800.00	3,500.00	6,500.00	1,275.00	6,500	7,500	7,500	7,500	
A.474 Pest Control	375.00	375.00	500.00	0.00	500	500	500	500	
A.480 Gasoline/Propane	119,321.50	106,479.59	128,750.00	75,556.79	125,250	132,300	132,300	132,300	
A.490 Materials & Supplies	323,822.36	279,511.47	282,775.00	120,102.54	252,450	291,225	291,225	291,225	
A.491 Materials & Supplies: Marina	2,030.01	2,263.42	2,000.00	1,527.56	2,000	2,000	2,000	2,000	
A.498 Other Contractual Expense	28,903.32	22,985.02	44,947.00	12,784.45	18,300	101,850	99,550	100,750	
TOTAL CONTR., MAT. & SUPPLIES	1,457,893.34	1,323,653.70	1,390,050.00	845,931.25	1,400,244	1,579,505	1,499,900	1,502,400	

GENERAL FUND APPROPRIATION SUMMARY BY OBJECT DETAIL

	2015 <u>Actual</u>	2016 <u>Actual</u>	2017 <u>Budget</u>	Actual Exp <u>As of 9/30/17</u>	2017 <u>Est. Exp.</u>	2018 <u>Dept. Req.</u>	2018 <u>Proposed Budget</u>	2018 <u>Council Appr.</u>	
EXPENDITURE BY OBJECT DETAIL									
A.510 Professional Training	35,134.49	34,415.67	33,776.00	11,304.84	32,795	35,440	29,940	29,940	
A.515 Consultants	102,416.68	89,680.85	113,150.00	52,637.15	103,085	160,160	150,660	150,660	
A.516 Board of Review	845.00	1,835.00	1,850.00	1,265.00	1,850	1,850	1,850	1,850	
A.518 Contracted Service	50,348.37	5,385.46	7,470.00	8,023.25	7,945	7,830	7,830	7,830	
A.519 K-9 Unit	1,346.20	3,837.23	3,000.00	936.08	3,000	3,000	3,000	3,000	
A.520 General Insurance	85,000.00	85,000.00	85,000.00	0.00	85,000	85,000	85,000	85,000	
A.522 Audit	17,500.00	17,600.00	19,800.00	0.00	19,800	21,200	21,200	21,200	
A.550 Uniforms & Clothing Allowance	12,328.00	18,540.54	18,560.00	8,661.70	18,560	21,540	18,320	18,320	
A.560 Investigations	5,000.00	4,000.00	6,000.00	0.00	2,000	6,000	6,000	6,000	
A.570 Records Management	303.00	483.00	1,000.00	0.00	1,000	57,612	57,612	57,612	
A.580 Parades & Celebrations	9,106.56	9,134.42	358.13	341.00	341	0	0	0	
TOTAL CONTRACTED SERVICE	319,328.30	269,912.17	289,964.13	83,169.02	275,376	399,632	381,412	381,412	
A.600 Principal on Indebtedness	143,251.00	149,672.00	176,093.00	176,093.00	176,093	203,040	203,040	203,040	
A.700 Interest on Indebtedness	142,598.52	143,400.48	95,819.00	94,074.32	95,819	117,425	117,425	117,425	
TOTAL DEBT SERVICE	285,849.52	293,072.48	271,912.00	270,167.32	271,912	320,465	320,465	320,465	
A.810 State Retirement	456,106.00	429,420.00	340,096.00	255,069.00	336,836	314,289	314,289	314,289	
A.820 Police/Fire Retirement	749,141.00	705,510.00	978,648.00	733,986.00	978,648	882,578	882,578	882,578	
A.830 Social Security	464,592.00	424,398.00	473,629.00	325,424.87	472,749	496,440	478,947	482,796	
A.850 NYS Disability	418.00	488.00	985.00	278.68	985	778	778	778	
A.860 Health Insurance	2,241,616.00	2,356,380.00	2,309,095.00	1,337,895.11	2,309,095	2,419,968	2,419,968	2,419,968	
A.870 Unemployment Insurance	10,000.00	0.00	10,000.00	5,291.72	10,000	10,000	10,000	10,000	
TOTAL FRINGE BENEFITS	3,921,873.00	3,916,196.00	4,112,453.00	2,657,945.38	4,108,313	4,124,053	4,106,560	4,110,409	
A.910 Contribution to Public Library	543,366.00	543,366.00	503,635.00	195,000.00	503,635	503,635	483,635	453,635	
A.950 Contrib. to Remington Museum	166,873.00	166,873.00	143,219.00	0.00	143,219	143,219	123,219	123,219	
TOTAL CONTRIBUTIONS	710,239.00	710,239.00	646,854.00	195,000.00	646,854	646,854	606,854	576,854	
TOTAL GENERAL FUND	13,612,503.25	13,228,996.61	13,444,209.80	8,867,094.07	13,297,305	14,799,169	14,036,686	14,047,089	

Activity:	General Fund								
Department:	General Fund Revenues								
	Revenues								
	Budget Account	2015	2016	2017	2017	2017	2018	2018	2018
		Actual	Actual	Modified	Actual Revenue	Est. Revenue	Departmental	Proposed	Council
Account	Description	Revenue	Revenue	as of 09/30/17	as of 09/30/17	by Year End	Request	Budget	Approved
A1001	Real Property Taxes (City)	4,646,384.61	4,693,903.38	5,329,445.00	5,339,871.56	5,329,721.00	5,425,816.00	5,425,816.00	5,450,819.00
A1080	Federal Payments In Lieu Of Tax	25,570.00	26,971.00	26,000.00	0.00	28,748.00	28,000.00	28,000.00	28,000.00
A1081	Other Payments In Lieu Of Taxes	2,862.00	2,836.00	2,700.00	4,610.00	3,245.00	3,200.00	3,200.00	3,200.00
A1090	Interest And Penalties	196,078.89	166,872.79	200,000.00	130,866.76	175,000.00	175,000.00	175,000.00	175,000.00
A1110	Sales And Use Tax	3,536,727.36	3,457,038.14	3,501,099.00	2,363,437.25	3,676,000.00	3,676,000.00	3,693,600.00	3,676,000.00
A1130	Utilities Gross Receipt Tax	295,116.33	280,112.87	285,000.00	217,569.55	285,000.00	290,000.00	290,000.00	290,000.00
A1240	Comptroller Fees	39,100.04	32,159.75	40,000.00	24,645.74	25,000.00	25,000.00	25,000.00	25,000.00
A1241	Tax Search/Parcel Status Report	1,353.41	600.00	300.00	300.00	300.00	300.00	300.00	300.00
A1255	Clerk Fees	30,320.04	29,046.37	30,000.00	21,530.58	30,000.00	28,000.00	28,000.00	28,000.00
A1256	Marriage Fees	900.00	650.00	1,000.00	600.00	1,000.00	1,000.00	750.00	750.00
A1260	Personnel Fees	12,648.00	13,578.00	13,600.00	13,066.04	13,066.00	13,000.00	13,000.00	13,000.00
A1520	Police Fees	297.00	363.00	250.00	204.00	250.00	250.00	250.00	250.00
A1521	Traffic Violations	4,195.00	7,940.00	6,500.00	4,790.00	6,500.00	6,500.00	6,500.00	6,500.00
A1560	Code Enforcement	31,270.39	37,920.36	35,000.00	29,237.65	35,000.00	30,000.00	30,000.00	30,000.00
A1570	Demolition of Unsafe Property	0.00	13,050.10	0.00	0.00	0.00	0.00	0.00	0.00
A1711	PW Services - Sidewalks	2,834.32	11,246.40	2,500.00	373.20	0.00	10,000.00	0.00	0.00
A1712	Public Work Services-Weed Removal	7,405.38	6,668.34	6,000.00	10,202.78	6,000.00	6,000.00	6,000.00	6,000.00
A1730	Sidewalk Snow Removal	2,023.56	723.99	2,000.00	879.74	1,000.00	1,000.00	1,000.00	1,000.00
A2001	Park & Recreation Charges	25,397.23	23,869.62	26,000.00	16,200.42	23,000.00	23,000.00	23,000.00	23,000.00
A2004	Pool Concessions/Lifeguard	5,987.07	6,465.95	5,500.00	7,149.95	6,600.00	6,000.00	6,000.00	6,000.00
A2005	Arena	52,688.63	52,604.39	48,000.00	25,689.95	50,000.00	50,000.00	50,000.00	50,000.00
A2006	Marina Dock Rental	41,195.70	39,868.82	43,076.00	44,202.42	43,800.00	44,000.00	44,000.00	44,000.00
A2007	Tree Grants, Other	25,000.00	0.00	0.00	0.00	0.00	0.00	0.00	0.00
A2143	Outside Water Users	78,210.94	90,292.31	90,292.00	103,421.62	103,421.00	103,421.00	103,421.00	103,421.00
A2260	Airport Security	0.00	38,954.50	156,000.00	89,895.00	156,000.00	156,000.00	156,000.00	156,000.00
A2265	County Hazmat Reimbursement	17,500.00	17,500.00	17,500.00	17,500.00	17,500.00	17,500.00	17,500.00	17,500.00
A2302	Snow Removal	35,535.99	45,200.28	35,000.00	38,187.78	40,000.00	35,000.00	35,000.00	35,000.00
A2401	Interest And Earnings	6,298.12	3,531.38	6,000.00	12,826.70	15,000.00	10,000.00	10,000.00	10,000.00
A2410	Rental Income	3,453.72	3,120.72	3,120.00	3,478.04	4,370.00	3,570.00	3,570.00	3,570.00
A2411	Rental of Real Property	75,585.48	76,348.25	77,000.00	68,998.39	77,000.00	78,000.00	78,000.00	78,000.00
A2450	Commissions	111.33	92.54	115.00	65.00	90.00	90.00	90.00	90.00
A2540	Bingo Licenses	745.00	878.90	400.00	510.00	510.00	500.00	285.00	285.00
A2544	Dog Licenses	14,808.00	15,202.00	15,000.00	9,353.00	15,000.00	15,000.00	15,000.00	15,000.00

Activity:	General Fund								
Department:	General Fund Revenues								
	Revenues								
	Budget Account	2015	2016	2017	2017	2017	2018	2018	2018
		Actual	Actual	Modified	Actual Revenue	Est. Revenue	Departmental	Proposed	Council
Account	Description	Revenue	Revenue	as of 09/30/17	as of 09/30/17	by Year End	Request	Budget	Approved
A2545	Other Licenses	1,890.00	1,505.00	1,500.00	1,225.00	1,500.00	1,500.00	1,500.00	1,500.00
A2555	Building Permits	24,545.52	29,967.63	25,000.00	15,717.94	25,000.00	25,000.00	25,000.00	25,000.00
A2590	Other Permits	421.00	69.00	0.00	317.68	212.40	100.00	100.00	100.00
A2610	Fines And Forfeitures	44,858.20	40,044.00	45,000.00	23,747.00	40,000.00	40,000.00	40,000.00	40,000.00
A2625	DA Asset Forfeiture	0.00	12,599.30	0.00	0.00	0.00	0.00	0.00	0.00
A2627	K-9 Program	25.00	2,495.00	2,300.00	0.00	2,300.00	2,300.00	2,300.00	2,300.00
A2655	Other Minor Sales	5,974.15	3,430.35	2,500.00	15,825.10	15,825.00	3,000.00	3,000.00	3,000.00
A2660	Sale Of Real Property	21,628.05	22,609.00	17,000.00	25,728.00	27,000.00	17,000.00	17,000.00	20,000.00
A2665	Sale Of Equipment	311.00	14,006.11	0.00	9,401.75	8,141.00	500.00	500.00	500.00
A2705	Gifts And Donations/DARE	2,545.00	3,900.00	2,000.00	1,905.00	2,000.00	2,000.00	2,000.00	2,000.00
A2710	Premium on Obligations	0.00	6,036.00	0.00	4,104.00	4,104.00	0.00	0.00	0.00
A2770	Miscellaneous Receipts	974.79	4,368.54	500.00	4,209.02	4,109.00	600.00	600.00	600.00
A2801	Interfund Revenues	524,977.00	691,536.00	968,655.00	0.00	968,655.00	1,184,196.00	1,184,196.00	1,184,196.00
A2802	Hydro Project Income	70,000.00	70,000.00	70,000.00	0.00	0.00	0.00	0.00	0.00
A3001	State Revenue Sharing	1,708,659.00	1,708,659.00	1,708,659.00	123,145.00	1,708,659.00	1,708,659.00	1,708,659.00	1,708,659.00
A3005	Mortgage Tax	61,451.94	58,366.39	62,000.00	19,279.87	62,000.00	60,000.00	60,000.00	60,000.00
A3021	State Aid Court Facilities	11,659.00	12,785.00	12,000.00	2,222.00	12,000.00	12,620.00	12,620.00	12,620.00
A3089	Misc. State Aid	0.00	0.00	0.00	0.00	0.00	110,095.00	110,095.00	110,095.00
A3501	Consolidated Highway Aid	359,340.32	394,662.30	444,143.80	0.00	444,143.80	390,000.00	390,000.00	390,000.00
A3820	Youth Programs Recreation	2,000.00	2,500.00	2,500.00	0.00	2,500.00	0.00	0.00	0.00
A4089	Federal Reimbursement	125,587.58	131,532.54	26,500.00	5,000.00	21,500.00	16,500.00	16,500.00	16,500.00
A4091	Fire Act Grant	0.00	16,366.00	0.00	0.00	0.00	181,334.00	181,334.00	181,334.00
A4099	Operation Stonegraden 2013	108,718.97	0.00	0.00	0.00	0.00	0.00	0.00	0.00
A4100	Operation Stonegarden 2014	33,093.00	(1,127.63)	0.00	0.00	0.00	0.00	0.00	0.00
A4101	Operation Stonegarden 2015	0.00	63,002.18	0.00	925.00	0.00	0.00	0.00	0.00
A4102	Operation Stonegarden 2016	0.00	0.00	49,555.00	9,161.66	36,555.00	13,000.00	13,000.00	13,000.00
Grand Totals:		12,326,263.06	12,484,921.86	13,444,209.80	8,861,577.14	13,554,325.20	14,029,551.00	14,036,686.00	14,047,089.00

GENERAL GOVERNMENT SUPPORT SERVICES APPROPRIATION SUMMARY

<u>Department</u>	<u>2015 Actual</u>	<u>2016 Actual</u>	<u>2017 Budget</u>	<u>Actual Exp As of 9/30/17</u>	<u>2017 Est. Exp.</u>	<u>2018 Dept. Req.</u>	<u>2018 Proposed Budget</u>	<u>2018 Council Appr.</u>
<u>EXPENDITURE BY PROGRAM</u>								
A1010 Mayor/Council	66,588.25	71,003.84	61,521.73	45,401.01	61,221	61,970	57,970	61,970
A1230 City Manager	203,785.67	214,176.69	202,042.67	143,362.91	200,201	199,738	199,738	199,738
A1315 Comptroller	456,401.02	413,645.50	360,117.00	226,315.27	355,689	383,390	383,390	383,390
A1355 Assessments	193,108.49	203,278.55	206,670.00	125,837.01	194,772	200,056	190,556	189,856
A1410 City Clerk	171,515.75	174,438.39	172,762.00	118,463.04	170,874	174,211	174,211	174,211
A1420 Law	78,552.50	89,142.64	91,746.60	53,713.60	91,761	96,555	96,555	96,555
A1430 Personnel/Civil Service	272.84	156.60	200.00	17.97	200	200	200	200
A1440 Engineering	88,384.72	101,718.68	110,107.00	73,029.09	103,729	132,553	132,553	132,553
A1620 City Hall Building	71,328.42	67,298.85	66,683.00	34,788.92	65,611	240,522	80,522	77,522
A1670 Central Services	103,483.30	81,184.48	111,560.00	73,070.30	113,560	92,166	92,166	92,166
A1964 Refund of Real Property Tax	108,549.64	77,986.93	90,000.00	13,914.50	50,000	90,000	90,000	90,000
A8689 Taxes paid to School District	0.00	16,337.36	0.00	0.00	71,204	65,305	0	0
A7510 Historian	3,228.88	3,217.97	3,230.00	2,353.95	3,230	3,230	3,230	3,230
A8020 Planning & Development	125,584.69	119,055.96	125,264.00	86,910.10	120,889	126,609	126,609	126,609
TOTAL	1,670,784.17	1,632,642.44	1,601,904.00	997,177.67	1,602,940	1,866,505	1,627,700	1,628,000
<u>EXPENDITURE BY OBJECT</u>								
.1 Personal Service	745,263.60	769,203.13	708,413.00	503,857.18	693,463	715,397	715,397	715,397
.2 Equipment	733.04	820.76	4,141.87	2,377.30	3,142	3,500	3,500	3,500
.3 Capital Outlay	14,310.20	8,006.25	36,455.00	21,403.59	36,455	167,000	7,000	7,000
.4 Other Contractual Exp.	453,440.33	377,208.30	420,653.13	191,569.57	439,448	547,715	468,910	469,210
.8 Fringe Benefits	457,037.00	477,404.00	432,241.00	277,970.03	430,432	432,893	432,893	432,893
TOTAL	1,670,784.17	1,632,642.44	1,601,904.00	997,177.67	1,602,940	1,866,505	1,627,700	1,628,000

Activity:	General Government											
Department:	Mayor/Council											
PROGRAM DESCRIPTION												
The City Council is the legislative body of the City. The Council establishes policy, approves contracts, and engages in other activities required by the Charter. The Council enacts local laws, ordinances, passes resolutions, acts on petitions, and holds hearings as necessary for the general welfare of the community.												
The Council is composed of a Mayor and six (6) Councilors elected at large for four (4) year terms. The Mayor serves as the presiding officer of the Council and as the elected head of the City Government. Councilors are paid \$3,500 each and the position of Mayor carries a separate \$3,500 salary.												
PERSONNEL DETAIL												
			NO.			SALARY:				2018	2018	
			2016	2017	2018	2016	2017	2017	2018	PROPOSED	COUNCIL	
POSITION	GRADE	%	ACTUAL	REVISED	PROPOSED	ACTUAL	BUDGET	REVISED	REQUEST	BUDGET	APPROVED	
Mayor	N/A	100	1	1	1	7,000	7,000	7,000	7,000	7,000	7,000	
Councilors	N/A	100	6	6	6	21,000	21,000	21,000	21,000	21,000	21,000	
Secretary	N/A	20	1	1	1	8,954	9,178	9,361	9,596	9,596	9,596	
TOTALS			7.2	7.2	7.2	36,954	37,178	37,361	37,596	37,596	37,596	

Activity:	General Government								
Department:	Mayor/Council								
Appropriations									
Budget Account									
		2015	2016	2017	2017	2017	2018	2018	2018
		Actual	Actual	Modified	Actual Expend.	Est. Expend.	Departmental	Proposed	Council
Account	Description	Expenditures	Expenditures	as of 09/30/17	as of 09/30/17	by Year End	Request	Budget	Approved
A1010.110	Salaries	33,272.62	36,741.77	37,361.60	27,289.07	37,178.00	37,596.00	37,596.00	37,596.00
	.1 Subtotals:	33,272.62	36,741.77	37,361.60	27,289.07	37,178.00	37,596.00	37,596.00	37,596.00
A1010.410	Travel	811.37	207.00	0.00	0.00	0.00	0.00	0.00	0.00
A1010.420	Office Expense	5,006.74	5,145.31	5,500.00	5,113.60	5,500.00	6,641.00	6,641.00	6,641.00
A1010.425	Telephone	704.96	755.55	600.00	489.40	600.00	700.00	700.00	700.00
A1010.430	Printing & Advertisement	4,740.00	3,570.00	4,000.00	2,700.00	4,000.00	4,000.00	0.00	4,000.00
A1010.440	Equipment Maintenance	234.00	223.92	300.00	186.60	300.00	300.00	300.00	300.00
A1010.490	Materials & Supplies	0.00	129.87	50.00	0.00	150.00	0.00	0.00	0.00
	.4 Subtotals:	11,497.07	10,031.65	10,450.00	8,489.60	10,550.00	11,641.00	7,641.00	11,641.00
A1010.510	Professional Training	0.00	275.00	200.00	0.00	0.00	0.00	0.00	0.00
A1010.580	Parades & Celebrations	9,106.56	9,134.42	358.13	341.00	341.00	0.00	0.00	0.00
	.5 Subtotals:	9,106.56	9,409.42	558.13	341.00	341.00	0.00	0.00	0.00
A1010.810	State Retirement	10,165.00	9,561.00	7,578.00	5,688.00	7,578.00	7,003.00	7,003.00	7,003.00
A1010.830	Social Security Expense	2,545.00	2,412.00	2,845.00	2,013.10	2,845.00	2,877.00	2,877.00	2,877.00
A1010.850	NYS Disability	2.00	2.00	4.00	1.13	4.00	4.00	4.00	4.00
A1010.860	Health Insurance	0.00	2,846.00	2,725.00	1,579.11	2,725.00	2,849.00	2,849.00	2,849.00
	.8 Subtotals:	12,712.00	14,821.00	13,152.00	9,281.34	13,152.00	12,733.00	12,733.00	12,733.00
Total Department Appropriations:		66,588.25	71,003.84	61,521.73	45,401.01	61,221.00	61,970.00	57,970.00	61,970.00
Revenues									
Total Department Revenues:									
		0.00	0.00	0.00	0.00	0.00	0.00	0.00	0.00
LOCAL EFFORT REQUIRED		66,588.25	71,003.84	61,521.73	45,401.01	61,221.00	61,970.00	57,970.00	61,970.00

Activity:	General Government										
Department:	City Manager										
PROGRAM DESCRIPTION											
The City Manager is appointed by and is directly responsible to the City Council. She is the Chief Executive Officer of the City. The City Manager is responsible for all administrative affairs of the City, for keeping the Council advised on administrative and fiscal matters, for properly executing all policies established by the Council, and for enforcing all laws and ordinances.											
PERSONNEL DETAIL											
			NO.			SALARY:			2018		2018
			2016	2017	2018	2016	2017	2017	2018	PROPOSED	COUNCIL
POSITION	GRADE	%	ACTUAL	REVISED	PROPOSED	ACTUAL	BUDGET	REVISED	REQUEST	BUDGET	APPROVED
City Manager	N/A	100	1	1	1	112,500	112,500	112,500	112,500	112,500	112,500
Asst. City Mgr.	N/A		1	1	1	2,500	2,500	2,500	2,500	2,500	2,500
Secretary	N/A	60	1	1	1	26,863	27,534	28,086	28,787	28,787	28,787
TOTALS			1.6	1.6	1.6	141,863	142,534	143,086	143,787	143,787	143,787

Activity:	General Government								
Department:	City Manager								
Appropriations									
Budget Account									
		2015	2016	2017	2017	2017	2018	2018	2018
		Actual	Actual	Modified	Actual Expend.	Est. Expend.	Departmental	Proposed	Council
Account	Description	Expenditures	Expenditures	as of 09/30/17	as of 09/30/17	by Year End	Request	Budget	Approved
A1230.110	Salaries	114,981.14	143,148.50	143,084.80	104,590.01	143,084.80	143,787.00	143,787.00	143,787.00
A1230.140	Time Accruals Payouts	0.00	8,118.92	0.00	0.00	0.00	0.00	0.00	0.00
	.1 Subtotals:	114,981.14	151,267.42	143,084.80	104,590.01	143,084.80	143,787.00	143,787.00	143,787.00
A1230.220	Office Equipment	0.00	0.00	1,141.87	1,141.87	1,141.87	0.00	0.00	0.00
	.2 Subtotals:	0.00	0.00	1,141.87	1,141.87	1,141.87	0.00	0.00	0.00
A1230.410	Travel	308.00	1,121.00	1,000.00	326.00	326.00	500.00	500.00	500.00
A1230.420	Office Expense	1,909.62	1,232.67	1,500.00	727.63	1,300.00	1,300.00	1,300.00	1,300.00
A1230.425	Telephone	788.37	701.27	700.00	520.34	700.00	700.00	700.00	700.00
A1230.440	Equipment Maintenance	234.00	224.04	500.00	186.70	260.00	300.00	300.00	300.00
A1230.480	Gasoline	353.24	0.00	0.00	0.00	0.00	0.00	0.00	0.00
A1230.490	Materials & Supplies	200.00	10.29	0.00	0.00	0.00	0.00	0.00	0.00
	.4 Subtotals:	3,793.23	3,289.27	3,700.00	1,760.67	2,586.00	2,800.00	2,800.00	2,800.00
A1230.510	Professional Training	205.00	795.00	1,000.00	230.00	230.00	500.00	500.00	500.00
A1230.515	Consultants	22,570.30	0.00	0.00	0.00	0.00	0.00	0.00	0.00
	.5 Subtotals:	22,775.30	795.00	1,000.00	230.00	230.00	500.00	500.00	500.00
A1230.810	State Retirement	27,330.00	25,725.00	20,374.00	15,282.00	20,374.00	18,828.00	18,828.00	18,828.00
A1230.830	Social Security Expense	8,285.00	10,301.00	10,904.00	7,715.63	10,946.00	11,000.00	11,000.00	11,000.00
A1230.850	NYS Disability	15.00	18.00	35.00	9.90	35.00	29.00	29.00	29.00
A1230.860	Health Insurance	26,606.00	22,781.00	21,803.00	12,632.83	21,803.00	22,794.00	22,794.00	22,794.00
	.8 Subtotals:	62,236.00	58,825.00	53,116.00	35,640.36	53,158.00	52,651.00	52,651.00	52,651.00
Total Department Appropriations:		203,785.67	214,176.69	202,042.67	143,362.91	200,200.67	199,738.00	199,738.00	199,738.00
Revenues									
Total Department Revenues:		0.00	0.00	0.00	0.00	0.00	0.00	0.00	0.00
LOCAL EFFORT REQUIRED		203,785.67	214,176.69	202,042.67	143,362.91	200,200.67	199,738.00	199,738.00	199,738.00

Activity:	General Government										
Department:	Comptroller										
PROGRAM DESCRIPTION											
The Comptroller is the Chief Financial Officer for the City and is responsible for the administration of all of the City's financial affairs, and is the custodian of all City funds. His duties include, but are not limited to, investments, debt administration, bonds and note sales, and financial management of state and federal grants. The Comptroller also oversees the following major office functions: Accounting, Payroll, Billing, Receipting and Payables.											
The staff includes the Comptroller, a Payroll Clerk and three Account Clerks, two of the Account Clerks shown in the Water/Sewer Funds Administrative budgets.											
In 2018 we would like to upgrade all of our Software: Accounting-G/L, Payroll, Utility Biling, Tax & Misc. Billing, Receipting and On-line Portal services to meet customer expectations and the increasing requirements of State & Federal reporting.											
PERSONNEL DETAIL											
			NO.			SALARY:				2018	2018
			2016	2017	2018	2016	2017	2017	2018	PROPOSED	COUNCIL
POSITION	GRADE	%	ACTUAL	REVISED	PROPOSED	ACTUAL	BUDGET	REVISED	REQUEST	BUDGET	APPROVED
Comptroller	N/A	100	1	1	1	85,746	87,890	87,890	90,087	90,087	90,087
Clerk	6	0	1	0	0	42,210	44,649	0	0	0	0
Payroll Clerk	9	100	1	1	1	40,947	43,728	43,728	46,711	46,711	46,711
Account Clerk	7	100	0	1	1	0	0	36,019	40,273	40,273	40,273
TOTALS			3	3	3	168,903	176,267	167,637	177,071	177,071	177,071

Activity:	General Government								
Department:	Comptroller								
Appropriations									
Budget Account									
		2015	2016	2017	2017	2017	2018	2018	2018
		Actual	Actual	Modified	Actual Expend.	Est. Expend.	Departmental	Proposed	Council
Account	Description	Expenditures	Expenditures	as of 09/30/17	as of 09/30/17	by Year End	Request	Budget	Approved
A1315.110	Salaries	249,996.07	198,077.38	176,267.00	125,334.71	170,670.00	177,071.00	177,071.00	177,071.00
A1315.130	Sick Leave Incentive	978.63	831.69	0.00	0.00	1,169.00	0.00	0.00	0.00
A1315.140	Time Accruals Payouts	8,474.48	26,397.11	0.00	0.00	0.00	0.00	0.00	0.00
A1315.150	Longevity Incentive	1,750.00	2,000.00	750.00	0.00	750.00	750.00	750.00	750.00
A1315.155	Clothing Allowance	0.00	0.00	300.00	300.00	300.00	0.00	0.00	0.00
	.1 Subtotals:	261,199.18	227,306.18	177,317.00	125,634.71	172,889.00	177,821.00	177,821.00	177,821.00
A1315.220	Office Equipment	415.16	0.00	500.00	349.95	500.00	500.00	500.00	500.00
	.2 Subtotals:	415.16	0.00	500.00	349.95	500.00	500.00	500.00	500.00
A1315.310	Capital Equipment	0.00	0.00	2,000.00	0.00	2,000.00	2,000.00	2,000.00	2,000.00
	.3 Subtotals:	0.00	0.00	2,000.00	0.00	2,000.00	2,000.00	2,000.00	2,000.00
A1315.410	Travel	240.84	0.00	250.00	109.14	250.00	250.00	250.00	250.00
A1315.415	Computer Expense	29,904.24	21,474.24	28,500.00	16,885.63	28,500.00	48,546.00	48,546.00	48,546.00
A1315.420	Office Expense	366.00	80.00	300.00	170.00	300.00	300.00	300.00	300.00
A1315.425	Telephone	150.60	90.08	150.00	78.03	150.00	150.00	150.00	150.00
	.4 Subtotals:	30,661.68	21,644.32	29,200.00	17,242.80	29,200.00	49,246.00	49,246.00	49,246.00
A1315.510	Professional Training	85.00	0.00	750.00	58.29	750.00	1,000.00	1,000.00	1,000.00
A1315.522	Audit	17,500.00	17,600.00	19,800.00	0.00	19,800.00	21,200.00	21,200.00	21,200.00
	.5 Subtotals:	17,585.00	17,600.00	20,550.00	58.29	20,550.00	22,200.00	22,200.00	22,200.00
A1315.810	State Retirement	47,160.00	44,409.00	35,157.00	26,370.00	35,157.00	32,489.00	32,489.00	32,489.00
A1315.830	Social Security Expense	19,527.00	17,211.00	13,565.00	9,267.76	13,565.00	13,604.00	13,604.00	13,604.00
A1315.850	NYS Disability	32.00	47.00	66.00	18.67	66.00	54.00	54.00	54.00
A1315.860	Health Insurance	79,821.00	85,428.00	81,762.00	47,373.09	81,762.00	85,476.00	85,476.00	85,476.00
	.8 Subtotals:	146,540.00	147,095.00	130,550.00	83,029.52	130,550.00	131,623.00	131,623.00	131,623.00
Total Department Appropriations:		456,401.02	413,645.50	360,117.00	226,315.27	355,689.00	383,390.00	383,390.00	383,390.00
Revenues									
A1240+A1241	Comptroller Fees	40,453.45	32,759.75	40,300.00	24,945.74	25,300.00	25,300.00	25,300.00	25,300.00
	Fund Balance	2,500.00	500.00	0.00	0.00	0.00	0.00	0.00	0.00
Total Department Revenues:		42,953.45	33,259.75	40,300.00	24,945.74	25,300.00	25,300.00	25,300.00	25,300.00
LOCAL EFFORT REQUIRED		413,447.57	380,385.75	319,817.00	201,369.53	330,389.00	358,090.00	358,090.00	358,090.00

Activity:	General Government										
Department:	Assessments										
PROGRAM DESCRIPTION											
The Department of Assessments is the Code Enforcement for Real Property Tax Laws and Computer Center for the documentation of Real Property for the City of Ogdensburg. The constant changing of State and Federal laws requires this department to have updated information pertaining to every aspect of Real Property.											
PERSONNEL DETAIL											
			NO.			SALARY:			2018		2018
			2016	2017	2018	2016	2017	2017	2018	PROPOSED	COUNCIL
POSITION	GRADE	%	ACTUAL	REVISED	PROPOSED	ACTUAL	BUDGET	REVISED	REQUEST	BUDGET	APPROVED
Assessor	N/A	100	1	1	1	66,134	67,788	53,000	54,325	54,325	54,325
Clerk	6	100	1	1	1	40,210	41,215	34,898	35,771	35,771	35,771
TOTALS			2	2	2	106,344	109,003	87,898	90,096	90,096	90,096

Activity:	General Government								
Department:	Assessments								
Appropriations									
Budget Account		2015	2016	2017	2017	2017	2018	2018	2018
Account	Description	Actual Expenditures	Actual Expenditures	Modified as of 09/30/17	Actual Expend. as of 09/30/17	Est. Expend. by Year End	Departmental Request	Proposed Budget	Council Approved
A1355.110	Salaries	102,653.40	107,614.99	101,363.36	61,433.85	90,468.00	90,096.00	90,096.00	90,096.00
A1355.140	Time Accruals Payouts	0.00	0.00	7,639.64	7,639.64	7,639.64	0.00	0.00	0.00
A1355.155	Clothing Allowance	0.00	0.00	150.00	150.00	0.00	0.00	0.00	0.00
	.1 Subtotals:	102,653.40	107,614.99	109,153.00	69,223.49	98,107.64	90,096.00	90,096.00	90,096.00
A1355.220	Office Equipment	317.88	820.76	1,000.00	535.48	1,000.00	2,500.00	2,500.00	2,500.00
	.2 Subtotals:	317.88	820.76	1,000.00	535.48	1,000.00	2,500.00	2,500.00	2,500.00
A1355.410	Travel	0.00	(295.00)	700.00	795.00	795.00	700.00	700.00	700.00
A1355.420	Office Expense	932.04	1,227.37	1,000.00	659.02	1,000.00	1,000.00	1,000.00	1,000.00
A1355.425	Telephone	1,435.03	1,456.95	1,300.00	968.95	1,300.00	1,500.00	1,500.00	1,500.00
A1355.430	Printing & Advertisement	0.00	0.00	100.00	82.65	100.00	100.00	100.00	100.00
A1355.440	Equipment Maintenance	1,386.91	2,458.71	1,600.00	713.60	1,600.00	3,000.00	3,000.00	2,300.00
A1355.480	Gasoline	110.85	372.00	450.00	264.00	450.00	500.00	500.00	500.00
A1355.490	Materials & Supplies	348.38	338.77	500.00	21.73	400.00	650.00	650.00	650.00
	.4 Subtotals:	4,213.21	5,558.80	5,650.00	3,504.95	5,645.00	7,450.00	7,450.00	6,750.00
A1355.510	Professional Training	225.00	190.00	600.00	1,100.00	600.00	600.00	600.00	600.00
A1355.515	Consultants	0.00	0.00	7,500.00	0.00	7,500.00	17,000.00	7,500.00	7,500.00
A1355.516	Board of Review	845.00	1,835.00	1,850.00	1,265.00	1,850.00	1,850.00	1,850.00	1,850.00
	.5 Subtotals:	1,070.00	2,025.00	9,950.00	2,365.00	9,950.00	19,450.00	9,950.00	9,950.00
A1355.810	State Retirement	24,163.00	22,749.00	18,014.00	13,509.00	18,014.00	16,647.00	16,647.00	16,647.00
A1355.830	Social Security Expense	7,459.00	7,536.00	8,351.00	5,104.58	7,503.00	6,893.00	6,893.00	6,893.00
A1355.850	NYS Disability	20.00	23.00	44.00	12.45	44.00	36.00	36.00	36.00
A1355.860	Health Insurance	53,212.00	56,951.00	54,508.00	31,582.06	54,508.00	56,984.00	56,984.00	56,984.00
	.8 Subtotals:	84,854.00	87,259.00	80,917.00	50,208.09	80,069.00	80,560.00	80,560.00	80,560.00
Total Department Appropriations:		193,108.49	203,278.55	206,670.00	125,837.01	194,771.64	200,056.00	190,556.00	189,856.00
Revenues									
Fund Balance		1,000.00	1,000.00	0.00	0.00	0.00	0.00	0.00	0.00
Total Department Revenues:		1,000.00	1,000.00	0.00	0.00	0.00	0.00	0.00	0.00
LOCAL EFFORT REQUIRED		192,108.49	202,278.55	206,670.00	125,837.01	194,771.64	200,056.00	190,556.00	189,856.00

Activity:	General Government										
Department:	City Clerk										
PROGRAM DESCRIPTION											
The City Clerk serves as the Clerk of the Council and is responsible for maintaining all Council records, proceedings, and keeping all other financial records of the City including the maintenance of ordinances and local laws. Other activities under this program include the issuing of licenses and permits, collection of fees, answering inquiries from other City departments, posting notices, elections, vital statistics, reports, public relations and information, all of the City, Housing, School, Remington and Library Civil Service functions. The City Clerk's Office is staffed by the Clerk and a Deputy Clerk.											
PERSONNEL DETAIL											
			NO.			SALARY:			2018		2018
			2016	2017	2018	2016	2017	2017	2018	PROPOSED	COUNCIL
POSITION	GRADE	%	ACTUAL	REVISED	PROPOSED	ACTUAL	BUDGET	REVISED	REQUEST	BUDGET	APPROVED
City Clerk	N/A	100	1	1	1	60,006	61,507	61,507	63,045	63,045	63,045
Deputy Clerk	N/A	100	1	1	1	33,681	34,523	35,212	36,092	36,092	36,092
TOTALS			2	2	2	93,687	96,030	96,719	99,137	99,137	99,137

Activity:	General Government								
Department:	City Clerk								
Appropriations									
Budget Account		2015	2016	2017	2017	2017	2018	2018	2018
Account	Description	Actual Expenditures	Actual Expenditures	Modified as of 09/30/17	Actual Expend. as of 09/30/17	Est. Expend. by Year End	Departmental Request	Proposed Budget	Council Approved
A1410.110	Salaries	92,983.62	95,511.61	96,030.00	71,592.76	96,030.00	99,137.00	99,137.00	99,137.00
A1410.120	Overtime	835.70	0.00	0.00	0.00	0.00	0.00	0.00	0.00
A1410.130	Sick Leave Incentive	0.00	706.80	0.00	0.00	706.80	800.00	800.00	800.00
A1410.150	Longevity Incentive	1,250.00	1,250.00	1,250.00	0.00	1,250.00	1,250.00	1,250.00	1,250.00
	.1 Subtotals:	95,069.32	97,468.41	97,280.00	71,592.76	97,986.80	101,187.00	101,187.00	101,187.00
A1410.220	Office Equipment	0.00	0.00	1,000.00	0.00	0.00	0.00	0.00	0.00
	.2 Subtotals:	0.00	0.00	1,000.00	0.00	0.00	0.00	0.00	0.00
A1410.410	Travel	43.70	61.56	100.00	0.00	100.00	100.00	100.00	100.00
A1410.420	Office Expense	1,277.77	0.00	1,400.00	0.00	400.00	500.00	500.00	500.00
A1410.425	Telephone	727.89	735.29	1,000.00	494.23	750.00	750.00	750.00	750.00
A1410.440	Equipment Maintenance	2,949.82	3,091.18	4,200.00	2,849.64	4,000.00	3,000.00	3,000.00	3,000.00
A1410.490	Materials & Supplies	556.25	291.95	500.00	33.98	300.00	400.00	400.00	400.00
	.4 Subtotals:	5,555.43	4,179.98	7,200.00	3,377.85	5,550.00	4,750.00	4,750.00	4,750.00
A1410.510	Professional Training	67.00	190.00	200.00	55.00	200.00	200.00	200.00	200.00
A1410.518	Contracted Service	1,535.00	1,610.00	1,695.00	1,695.00	1,695.00	1,830.00	1,830.00	1,830.00
	.5 Subtotals:	1,602.00	1,800.00	1,895.00	1,750.00	1,895.00	2,030.00	2,030.00	2,030.00
A1410.810	State Retirement	22,831.00	21,489.00	17,020.00	12,762.00	17,020.00	15,729.00	15,729.00	15,729.00
A1410.830	Social Security Expense	6,528.00	6,765.00	7,442.00	5,281.41	7,497.00	7,741.00	7,741.00	7,741.00
A1410.850	NYS Disability	20.00	23.00	44.00	12.45	44.00	36.00	36.00	36.00
A1410.860	Health Insurance	39,910.00	42,713.00	40,881.00	23,686.57	40,881.00	42,738.00	42,738.00	42,738.00
	.8 Subtotals:	69,289.00	70,990.00	65,387.00	41,742.43	65,442.00	66,244.00	66,244.00	66,244.00
Total Department Appropriations:		171,515.75	174,438.39	172,762.00	118,463.04	170,873.80	174,211.00	174,211.00	174,211.00
Revenues									
A1255	Clerk Fees	30,320.04	29,046.37	30,000.00	21,530.58	30,000.00	28,000.00	28,000.00	28,000.00
A1256	Marriage Fees	900.00	650.00	1,000.00	600.00	1,000.00	1,000.00	750.00	750.00
A2544	Dog Licenses	14,808.00	15,202.00	15,000.00	9,353.00	15,000.00	15,000.00	15,000.00	15,000.00
A2545	Other Licenses	1,890.00	1,505.00	1,500.00	1,225.00	1,500.00	1,500.00	1,500.00	1,500.00
Total Department Revenues:		47,918.04	46,403.37	47,500.00	32,708.58	47,500.00	45,500.00	45,250.00	45,250.00
LOCAL EFFORT REQUIRED		123,597.71	128,035.02	125,262.00	85,754.46	123,373.80	128,711.00	128,961.00	128,961.00

Activity:			General Government								
Department:			Law								
PROGRAM DESCRIPTION											
The City Attorney serves as legal advisor to the Council, City Manager, and all department heads and represents the City in all legal actions filed by or against the City.											
PERSONNEL DETAIL			NO.			SALARY:			2018	2018	
			2016	2017	2018	2016	2017	2017	2018	PROPOSED	COUNCIL
POSITION	GRADE	%	ACTUAL	REVISED	PROPOSED	ACTUAL	BUDGET	REVISED	REQUEST	BUDGET	APPROVED
Secretary	N/A	20	1	1	1	8,954	9,178	9,361	9,596	9,596	9,596
TOTALS			0.2	0.2	0.2						
Appropriations											
Budget Account											
			2015	2016	2017	2017	2017	2017	2018	2018	2018
Account		Description	Actual	Actual	Modified	Actual Expend.	Est. Expend.	Departmental	Proposed	Council	
			Expenditures	Expenditures	as of 09/30/17	as of 09/30/17	by Year End	Request	Budget	Approved	
A1420.110		Salaries	8,771.32	9,350.25	9,361.60	6,827.02	9,362.00	9,596.00	9,596.00	9,596.00	
		.1 Subtotals:	8,771.32	9,350.25	9,361.60	6,827.02	9,362.00	9,596.00	9,596.00	9,596.00	
A1420.420		Office Expense	181.10	0.00	132.00	0.00	132.00	200.00	200.00	200.00	
A1420.440		Equipment Maintenance	234.00	224.04	0.00	0.00	0.00	0.00	0.00	0.00	
A1420.490		Materials & Supplies	0.00	0.00	250.00	186.70	250.00	250.00	250.00	250.00	
		.4 Subtotals:	415.10	224.04	382.00	186.70	382.00	450.00	450.00	450.00	
A1420.510		Professional Training	630.00	0.00	0.00	0.00	0.00	0.00	0.00	0.00	
A1420.515		Consultants	56,564.08	65,281.35	70,000.00	38,190.00	70,000.00	75,000.00	75,000.00	75,000.00	
		.5 Subtotals:	57,194.08	65,281.35	70,000.00	38,190.00	70,000.00	75,000.00	75,000.00	75,000.00	
A1420.810		State Retirement	11,499.00	10,821.00	8,571.00	6,426.00	8,571.00	7,921.00	7,921.00	7,921.00	
A1420.830		Social Security Expense	671.00	618.00	703.00	503.64	717.00	735.00	735.00	735.00	
A1420.850		NYS Disability	2.00	2.00	4.00	1.13	4.00	4.00	4.00	4.00	
A1420.860		Health Insurance	0.00	2,846.00	2,725.00	1,579.11	2,725.00	2,849.00	2,849.00	2,849.00	
		.8 Subtotals:	12,172.00	14,287.00	12,003.00	8,509.88	12,017.00	11,509.00	11,509.00	11,509.00	
Total Department Appropriations:			78,552.50	89,142.64	91,746.60	53,713.60	91,761.00	96,555.00	96,555.00	96,555.00	
Revenues											
Total Department Revenues:			0.00	0.00	0.00	0.00	0.00	0.00	0.00	0.00	0.00
LOCAL EFFORT REQUIRED			78,552.50	89,142.64	91,746.60	53,713.60	91,761.00	96,555.00	96,555.00	96,555.00	

Activity:	General Government								
Department:	Personnel/Civil Service								
PROGRAM DESCRIPTION									
The City's personnel program includes activities related to new employee orientation, Civil Service testing, wage negotiations, contract administration, employee training, safety programs, recruitment and miscellaneous record keeping functions. It is administered by the City Clerk's office.									
Appropriations									
Budget Account		2015	2016	2017	2017	2017	2018	2018	2018
		Actual	Actual	Modified	Actual Expend.	Est. Expend.	Departmental	Proposed	Council
Account	Description	Expenditures	Expenditures	as of 09/30/17	as of 09/30/17	by Year End	Request	Budget	Approved
A1430.410	Travel	272.84	0.00	0.00	0.00	0.00	0.00	0.00	0.00
A1430.490	Materials & Supplies	0.00	156.60	200.00	17.97	200.00	200.00	200.00	200.00
	.4 Subtotals:	272.84	156.60	200.00	17.97	200.00	200.00	200.00	200.00
Total Department Appropriations:		272.84	156.60	200.00	17.97	200.00	200.00	200.00	200.00
Revenues									
A1260	Personnel Fees	12,648.00	13,578.00	13,600.00	13,066.04	13,066.00	13,000.00	13,000.00	13,000.00
Total Department Revenues:		12,648.00	13,578.00	13,600.00	13,066.04	13,066.00	13,000.00	13,000.00	13,000.00
LOCAL EFFORT REQUIRED		(12,375.16)	(13,421.40)	(13,400.00)	(13,048.07)	(12,866.00)	(12,800.00)	(12,800.00)	(12,800.00)

Activity:	General Government										
Department:	Engineering										
STATEMENT OF PURPOSE											
Create and advance engineering solutions that improve the quality of life for the citizens related to the City's drainage, utilities and other infrastructure.											
MISSION STATEMENT											
In order to further the City's goals of a desirable, safe city in which all residents can live, work, study, worship, play and have opportunities to improve the quality of their lives, the Department of Engineering (DOE) is committed to consulting with economical, responsive, and effective professional engineering and architectural firms for technical services. The Department hires, employs and consults qualified and competent professionals, cultivates an innovative work environment and strives to continuously improve city infrastructure and services.											
In support of our mission, DOE works in partnership with citizens, stakeholders in the public and private sectors, and other city departments to:											
Promote a high quality of life in the City through professional services											
The development and implementation of plans pertaining to the construction and maintenance of the City's infrastructure											
To provide support, data and services to other City Departments											
To supply information and advice to architects, engineers and developers relating to proposed projects in the City											
To give plumbers, contractors, and property owners information regarding utilities, property lines, drainage and other engineering data											
Provide regulatory and review processes efficiently and responsively, resulting in positive customer relations											
Participate in decision making											
Find the optimum balance of cost, schedule and quality that achieves the City's capital investment and operational goals that satisfy our citizens											
Continuously evaluate and adjust the workload and work force to meet changing needs of our citizens											
PERSONNEL DETAIL											
			NO.			SALARY:			2018		2018
			2016	2017	2018	2016	2017	2017	2018	PROPOSED	COUNCIL
POSITION	GRADE	%	ACTUAL	REVISED	PROPOSED	ACTUAL	BUDGET	REVISED	REQUEST	BUDGET	APPROVED
Technical Specialist	10	100	1	1	1	44,146	47,175		48,354	48,354	48,354
TOTALS			1	1	1						

Activity:	General Government								
Department:	Engineering								
Appropriations									
Budget Account									
		2015	2016	2017	2017	2017	2018	2018	2018
Account	Description	Actual	Actual	Modified	Actual Expend.	Est. Expend.	Departmental	Proposed	Council
		Expenditures	Expenditures	as of 09/30/17	as of 09/30/17	by Year End	Request	Budget	Approved
A1440.110	Salaries	41,530.06	43,536.56	47,175.00	34,473.98	47,175.00	48,354.00	48,354.00	48,354.00
A1440.130	Sick Leave Incentive	319.46	509.38	0.00	0.00	0.00	0.00	0.00	0.00
A1440.155	Clothing Allowance	0.00	0.00	150.00	150.00	150.00	0.00	0.00	0.00
	.1 Subtotals:	41,849.52	44,045.94	47,325.00	34,623.98	47,325.00	48,354.00	48,354.00	48,354.00
A1440.420	Office Expense	59.25	65.25	75.00	46.37	62.00	65.00	65.00	65.00
A1440.425	Telephone	703.47	702.35	0.00	475.19	700.00	710.00	710.00	710.00
A1440.440	Equipment Maintenance	4,866.18	4,838.64	7,058.00	3,769.48	7,058.00	3,736.00	3,736.00	3,736.00
A1440.490	Materials & Supplies	0.00	0.00	50.00	50.00	50.00	50.00	50.00	50.00
	.4 Subtotals:	5,628.90	5,606.24	7,183.00	4,341.04	7,870.00	4,561.00	4,561.00	4,561.00
A1440.515	Consultants	14,382.30	10,694.50	17,000.00	9,934.65	9,934.65	40,310.00	40,310.00	40,310.00
	.5 Subtotals:	14,382.30	10,694.50	17,000.00	9,934.65	9,934.65	40,310.00	40,310.00	40,310.00
A1440.810	State Retirement	10,333.00	9,717.00	7,702.00	5,778.00	7,702.00	7,118.00	7,118.00	7,118.00
A1440.830	Social Security Expense	2,877.00	3,167.00	3,621.00	2,554.17	3,621.00	3,700.00	3,700.00	3,700.00
A1440.850	NYS Disability	10.00	12.00	22.00	6.23	22.00	18.00	18.00	18.00
A1440.860	Health Insurance	13,304.00	28,476.00	27,254.00	15,791.02	27,254.00	28,492.00	28,492.00	28,492.00
	.8 Subtotals:	26,524.00	41,372.00	38,599.00	24,129.42	38,599.00	39,328.00	39,328.00	39,328.00
Total Department Appropriations:		88,384.72	101,718.68	110,107.00	73,029.09	103,728.65	132,553.00	132,553.00	132,553.00
Revenues									
Received from Water/Sewer Funds		73,030.00	69,152.00	74,424.00	0.00	74,424.00	88,370.00	88,370.00	88,370.00
Total Department Revenues:		73,030.00	69,152.00	74,424.00	0.00	74,424.00	88,370.00	88,370.00	88,370.00
LOCAL EFFORT REQUIRED		15,354.72	32,566.68	35,683.00	73,029.09	29,304.65	44,183.00	44,183.00	44,183.00

Activity:	General Government										
Department:	City Hall Building										
PROGRAM DESCRIPTION											
This program provides custodial and maintenance services for the City Hall Building, including the cost of all utilities. Two part-time Custodians are responsible for building cleaning and providing building accessibility. Each custodian works an average of approximately 28 hours per week.											
PERSONNEL DETAIL											
			NO.			SALARY:				2018	2018
			2016	2017	2018	2016	2017	2017	2018	PROPOSED	COUNCIL
POSITION	GRADE	%	ACTUAL	REVISED	PROPOSED	ACTUAL	BUDGET	REVISED	REQUEST	BUDGET	APPROVED
Custodian	N/A	68.8	1	1	1	13,237	13,881	0	15,142	15,142	15,142
Custodian	N/A	68.8	1	1	1	13,237	14,668	14,668	15,652	15,652	15,652
TOTALS			1	1	1	26,474	28,549	14,668	30,794	30,794	30,794

Activity:	General Government								
Department:	City Hall Building								
Appropriations									
Budget Account		2015	2016	2017	2017	2017	2018	2018	2018
Account	Description	Actual Expenditures	Actual Expenditures	Modified as of 09/30/17	Actual Expend. as of 09/30/17	Est. Expend. by Year End	Departmental Request	Proposed Budget	Council Approved
A1620.110	Salaries	15,154.74	20,818.64	14,549.00	9,720.92	14,549.00	30,794.00	30,794.00	30,794.00
A1620.120	Overtime	1,763.28	33.93	0.00	0.00	0.00	0.00	0.00	0.00
	.1 Subtotals:	16,918.02	20,852.57	14,549.00	9,720.92	14,549.00	30,794.00	30,794.00	30,794.00
A1620.310	Capital Equipment	429.61	3,636.00	0.00	0.00	0.00	85,000.00	0.00	0.00
A1620.330	Capital Construction	0.00	0.00	0.00	0.00	0.00	75,000.00	0.00	0.00
	.3 Subtotals:	429.61	3,636.00	0.00	0.00	0.00	160,000.00	0.00	0.00
A1620.440	Equipment Maintenance	13,759.25	6,296.10	7,000.00	3,593.22	7,000.00	7,000.00	7,000.00	7,000.00
A1620.450	Building Maintenance	4,338.31	2,710.64	7,500.00	757.73	7,500.00	5,000.00	5,000.00	5,000.00
A1620.460	Heat, Lights & Power	26,399.49	23,982.99	28,000.00	15,623.53	28,000.00	28,000.00	28,000.00	25,000.00
A1620.470	Rentals	1,468.09	540.54	0.00	0.00	0.00	0.00	0.00	0.00
A1620.490	Materials & Supplies	5,487.65	6,195.01	6,500.00	3,690.17	6,500.00	6,500.00	6,500.00	6,500.00
	.4 Subtotals:	51,452.79	39,725.28	49,000.00	23,664.65	49,000.00	46,500.00	46,500.00	43,500.00
A1620.810	State Retirement	1,214.00	1,125.00	905.00	675.00	905.00	836.00	836.00	836.00
A1620.830	Social Security Expense	1,294.00	1,937.00	2,185.00	715.90	1,113.00	2,356.00	2,356.00	2,356.00
A1620.850	NYS Disability	20.00	23.00	44.00	12.45	44.00	36.00	36.00	36.00
	.8 Subtotals:	2,528.00	3,085.00	3,134.00	1,403.35	2,062.00	3,228.00	3,228.00	3,228.00
Total Department Appropriations:		71,328.42	67,298.85	66,683.00	34,788.92	65,611.00	240,522.00	80,522.00	77,522.00
Revenues									
A3021	State Aid Court Facilities	11,659.00	12,785.00	12,000.00	2,222.00	12,000.00	12,620.00	12,620.00	12,620.00
	Fund Balance	11,500.00	3,500.00	0.00	0.00	0.00	0.00	0.00	0.00
Total Department Revenues:		23,159.00	16,285.00	12,000.00	2,222.00	12,000.00	12,620.00	12,620.00	12,620.00
LOCAL EFFORT REQUIRED		48,169.42	51,013.85	54,683.00	32,566.92	53,611.00	227,902.00	67,902.00	64,902.00

Activity:	General Government								
Department:	Central Services								
PROGRAM DESCRIPTION									
Central Services provides unallocated services to all City Departments. It is administered by the City Comptroller. Services provided include postal expenses, legal advertisements, copying expenses, general office supplies, central telephone/communication expenses, computer network expenses, and trash removal expenses.									
Appropriations									
Budget Account		2015	2016	2017	2017	2017	2018	2018	2018
Account	Description	Actual Expenditures	Actual Expenditures	Modified as of 09/30/17	Actual Expend. as of 09/30/17	Est. Expend. by Year End	Departmental Request	Proposed Budget	Council Approved
A1670.220	Office Equipment	0.00	0.00	500.00	350.00	500.00	500.00	500.00	500.00
	.2 Subtotals:	0.00	0.00	500.00	350.00	500.00	500.00	500.00	500.00
A1670.310	Capital Equipment	13,880.59	4,370.25	34,455.00	21,403.59	34,455.00	5,000.00	5,000.00	5,000.00
	.3 Subtotals:	13,880.59	4,370.25	34,455.00	21,403.59	34,455.00	5,000.00	5,000.00	5,000.00
A1670.420	Office Expense	43,030.59	30,953.43	34,200.00	23,173.54	34,200.00	35,000.00	35,000.00	35,000.00
A1670.425	Telephone	3,487.27	3,501.63	3,500.00	2,309.81	3,500.00	3,500.00	3,500.00	3,500.00
A1670.430	Printing & Advertisement	4,556.16	5,818.50	7,000.00	5,682.81	7,500.00	8,000.00	8,000.00	8,000.00
A1670.440	Equipment Maintenance	16,655.00	19,383.31	14,430.00	5,650.00	14,430.00	20,691.00	20,691.00	20,691.00
A1670.490	Materials & Supplies	2,139.08	2,521.97	2,975.00	1,916.10	2,975.00	2,975.00	2,975.00	2,975.00
A1670.498	Other Contractual Expense	19,734.61	14,635.39	14,500.00	12,584.45	16,000.00	16,500.00	16,500.00	16,500.00
	.4 Subtotals:	89,602.71	76,814.23	76,605.00	51,316.71	78,605.00	86,666.00	86,666.00	86,666.00
Total Department Appropriations:		103,483.30	81,184.48	111,560.00	73,070.30	113,560.00	92,166.00	92,166.00	92,166.00
Revenues									
Fund Balance		500.00	500.00	0.00	0.00	0.00	0.00	0.00	0.00
Total Department Revenues:		500.00	500.00	0.00	0.00	0.00	0.00	0.00	0.00
LOCAL EFFORT REQUIRED		102,983.30	80,684.48	111,560.00	73,070.30	113,560.00	92,166.00	92,166.00	92,166.00

Activity:	General Government								
Department:	Refund of Real Property Tax								
PROGRAM DESCRIPTION									
This program provides for the repayment of erroneously paid property taxes and any tax certiorari settlements during the year.									
Appropriations									
Budget Account		2015	2016	2017	2017	2017	2018	2018	2018
		Actual	Actual	Modified	Actual Expend.	Est. Expend.	Departmental	Proposed	Council
Account	Description	Expenditures	Expenditures	as of 09/30/17	as of 09/30/17	by Year End	Request	Budget	Approved
A1964.469	Refund	108,549.64	77,986.93	90,000.00	13,914.50	50,000.00	90,000.00	90,000.00	90,000.00
	.4 Subtotals:	108,549.64	77,986.93	90,000.00	13,914.50	50,000.00	90,000.00	90,000.00	90,000.00
Total Department Appropriations:		108,549.64	77,986.93	90,000.00	13,914.50	50,000.00	90,000.00	90,000.00	90,000.00
Revenues									
Total Department Revenues:		0.00	0.00	0.00	0.00	0.00	0.00	0.00	0.00
LOCAL EFFORT REQUIRED		108,549.64	77,986.93	90,000.00	13,914.50	50,000.00	90,000.00	90,000.00	90,000.00

Activity:	General Government								
Department:	Taxes Paid to School District								
PROGRAM DESCRIPTION									
This program accounts for the uncollected portion of School Taxes on a yearly basis to be paid to the Ogdensburg City School District. New York State Law dictates a City must make the School District whole for taxes. The amount is not required to be factored into the City's Tax Rate.									
Currently this amount is on the City's books as both a Receivable from Tax Payers and a Liability owed to the School District. When the payment is made to the School, the liability is wiped out and the uncollected receivable amount reduces the City's Fund Balance.									
Appropriations									
Budget Account		2015	2016	2017	2017	2017	2018	2018	2018
		Actual	Actual	Modified	Actual Expend.	Est. Expend.	Departmental	Proposed	Council
Account	Description	Expenditures	Expenditures	as of 09/30/17	as of 09/30/17	by Year End	Request	Budget	Approved
A8689.469	School Tax Adjustments	0.00	16,337.36	0.00	0.00	71,204.00	65,305.00	0.00	0.00
	.4 Subtotals:	0.00	16,337.36	0.00	0.00	71,204.00	65,305.00	0.00	0.00
Total Department Appropriations:		0.00	16,337.36	0.00	0.00	71,204.00	65,305.00	0.00	0.00
Revenues									
Total Department Revenues:		0.00	0.00	0.00	0.00	0.00	0.00	0.00	0.00
LOCAL EFFORT REQUIRED		0.00	16,337.36	0.00	0.00	71,204.00	65,305.00	0.00	0.00

Activity:	General Government										
Department:	Historian										
PROGRAM DESCRIPTION											
The part-time Historian is responsible for maintaining an up-to-date chronicle of Ogdensburg's history.											
PERSONNEL DETAIL											
			NO.			SALARY:			2018	2018	
			2016	2017	2018	2016	2017	2017	2018	PROPOSED	COUNCIL
POSITION	GRADE	%	ACTUAL	REVISED	PROPOSED	ACTUAL	BUDGET	REVISED	REQUEST	BUDGET	APPROVED
Historian	N/A	100	1	1	1	3,000	3,000		3,000	3,000	3,000
Appropriations											
Budget Account			2015	2016	2017	Actual	Estimated Y/E	2018	2018	2018	
			Actual	Actual	Modified	Expenditures	Expenditures	Departmental	Proposed	Council	
Account	Description		Expenditures	Expenditures	as of 09/30/17	as of 09/30/17	by Year End	Request	Budget	Approved	
A7510.110	Salaries		2,999.88	2,999.97	3,000.00	2,192.22	3,000.00	3,000.00	3,000.00	3,000.00	
	.1 Subtotals:		2,999.88	2,999.97	3,000.00	2,192.22	3,000.00	3,000.00	3,000.00	3,000.00	
A7510.830	Social Security Expense		229.00	218.00	230.00	161.73	230.00	230.00	230.00	230.00	
	.8 Subtotals:		229.00	218.00	230.00	161.73	230.00	230.00	230.00	230.00	
Total Department Appropriations:			3,228.88	3,217.97	3,230.00	2,353.95	3,230.00	3,230.00	3,230.00	3,230.00	
Revenues											
Total Department Revenues:			0.00	0.00	0.00	0.00	0.00	0.00	0.00	0.00	
LOCAL EFFORT REQUIRED			3,228.88	3,217.97	3,230.00	2,353.95	3,230.00	3,230.00	3,230.00	3,230.00	

Activity:	General Government										
Department:	Planning & Development										
STATEMENT OF PURPOSE											
Create and advance community plans that contribute to the long term betterment of the community, reflect community vision, and can become reality by focusing and committing time and resources to implementation.											
MISSION STATEMENT											
In order to further the City's goals of a desirable, safe city in which all residents can live, work, study, worship, play and have opportunities to improve the quality of their lives, the Department of Planning (DPD) is committed to a progressive vision of building and strengthening a diverse community by providing government services that foster economic vitality, sustainable growth, civic engagement, citizen participation and neighborhood stability.											
In support of our mission, DPD works in partnership with citizens, stakeholders in the public and private sectors, and other city departments to:											
Strengthen the quality of life in Ogdensburg's neighborhoods											
Preserve and develop decent, safe and affordable housing opportunities and increase homeownership											
Maintain and improve the vitality of the downtown and neighborhood business districts											
Encourage a thriving and sustainable small business sector											
Foster job growth, employment, and entrepreneurial opportunities											
Increase civic engagement and citizen participation, especially among Ogdensburg's youth, young professional, seniors, and families											
Support the delivery of efficient and vibrant community services											
Revitalize Ogdensburg's use of the rivers and waterfront areas											
PERSONNEL DETAIL											
			NO.			SALARY:				2018	2018
			2016	2017	2018	2016	2017	2017	2018	PROPOSED	COUNCIL
POSITION	GRADE	%	ACTUAL	REVISED	PROPOSED	ACTUAL	BUDGET	REVISED	REQUEST	BUDGET	APPROVED
Director	N/A	100	1	1	1	68,274	69,981	71,381	73,166	73,166	73,166
TOTALS			1	1	1						

Activity:	General Government								
Department:	Planning & Development								
Appropriations									
Budget Account		2015	2016	2017	2017	2017	2018	2018	2018
Account	Description	Actual Expenditures	Actual Expenditures	Modified as of 09/30/17	Actual Expend. as of 09/30/17	Est. Expend. by Year End	Departmental Request	Proposed Budget	Council Approved
A8020.110	Salaries	66,792.00	70,899.15	69,981.00	52,163.00	69,981.00	73,166.00	73,166.00	73,166.00
A8020.130	Sick Leave Incentive	757.20	656.48	0.00	0.00	0.00	0.00	0.00	0.00
	.1 Subtotals:	67,549.20	71,555.63	69,981.00	52,163.00	69,981.00	73,166.00	73,166.00	73,166.00
A8020.410	Travel	382.53	0.00	1,000.00	1,000.00	1,000.00	1,000.00	1,000.00	1,000.00
A8020.420	Office Expense	444.32	263.51	500.00	316.38	450.00	500.00	500.00	500.00
A8020.425	Telephone	1,949.99	1,973.04	2,000.00	1,309.76	2,000.00	2,000.00	2,000.00	2,000.00
A8020.430	Printing & Advertisement	1,142.24	563.27	2,000.00	167.24	800.00	800.00	800.00	800.00
A8020.440	Equipment Maintenance	2,768.52	2,666.56	2,705.00	2,196.19	2,705.00	2,891.00	2,891.00	2,891.00
A8020.480	Gasoline	261.11	0.00	0.00	0.00	0.00	0.00	0.00	0.00
A8020.490	Materials & Supplies	114.97	6.03	150.00	47.20	25.00	50.00	50.00	50.00
	.4 Subtotals:	7,063.68	5,472.41	8,355.00	5,036.77	6,980.00	7,241.00	7,241.00	7,241.00
A8020.510	Professional Training	2,118.81	2,225.92	2,775.00	2,496.42	2,775.00	2,515.00	2,515.00	2,515.00
A8020.515	Consultants	8,900.00	350.00	9,000.00	3,350.00	6,000.00	8,900.00	8,900.00	8,900.00
	.5 Subtotals:	11,018.81	2,575.92	11,775.00	5,846.42	8,775.00	11,415.00	11,415.00	11,415.00
A8020.810	State Retirement	21,664.00	20,400.00	16,150.00	12,114.00	16,150.00	14,925.00	14,925.00	14,925.00
A8020.830	Social Security Expense	4,975.00	4,803.00	5,354.00	3,848.14	5,354.00	5,598.00	5,598.00	5,598.00
A8020.850	NYS Disability	10.00	12.00	22.00	6.23	22.00	18.00	18.00	18.00
A8020.860	Health Insurance	13,304.00	14,237.00	13,627.00	7,895.54	13,627.00	14,246.00	14,246.00	14,246.00
	.8 Subtotals:	39,953.00	39,452.00	35,153.00	23,863.91	35,153.00	34,787.00	34,787.00	34,787.00
Total Department Appropriations:		125,584.69	119,055.96	125,264.00	86,910.10	120,889.00	126,609.00	126,609.00	126,609.00
Revenues									
	CD Fund	113,211.57	103,555.96	10,000.00	0.00	5,000.00	0.00	0.00	0.00
A3089	Zombie Property Grant Adm	0.00	0.00	0.00	0.00	0.00	10,560.00	10,560.00	10,560.00
A4089	Ogd. Growth Fund Reimb.	12,373.12	15,500.00	16,500.00	0.00	16,500.00	16,500.00	16,500.00	16,500.00
Total Department Revenues:		125,584.69	119,055.96	26,500.00	0.00	21,500.00	27,060.00	27,060.00	27,060.00
LOCAL EFFORT REQUIRED		0.00	0.00	98,764.00	86,910.10	99,389.00	99,549.00	99,549.00	99,549.00

PUBLIC SAFETY APPROPRIATION SUMMARY

<u>Department</u>	<u>2015 Actual</u>	<u>2016 Actual</u>	<u>2017 Budget</u>	<u>Actual Exp As of 9/30/17</u>	<u>2017 Est. Exp.</u>	<u>2018 Dept. Req.</u>	<u>2018 Proposed Budget</u>	<u>2018 Council Appr.</u>
<u>EXPENDITURE BY PROGRAM</u>								
A3120 Police	3,736,425.09	3,765,136.54	3,914,110.00	2,679,403.92	3,887,146	4,200,144	4,001,180	4,034,068
A3122 Bingo Division	9,026.00	4,708.04	4,724.00	3,443.17	4,724	4,724	4,724	4,724
A3410 Fire	3,603,049.27	3,318,018.23	3,505,454.00	2,372,070.83	3,498,912	3,888,806	3,822,885	3,822,885
A3510 Animal Control	36,914.46	36,984.98	35,507.00	30,574.36	35,507	35,507	35,507	35,507
A4010 Public Health Office	0.00	0.00	0.00	0.00	0	0	0	0
A8025 Code Enforcement	293,204.07	256,037.60	254,177.00	181,079.22	254,632	259,947	259,947	259,947
TOTAL	7,678,618.89	7,380,885.39	7,713,972.00	5,266,571.50	7,680,921	8,389,128	8,124,243	8,157,131

<u>EXPENDITURE BY OBJECT</u>								
.1 Personal Service	4,317,194.20	4,126,034.48	4,306,936.00	3,100,643.57	4,301,185	4,556,864	4,424,412	4,454,252
.2 Equipment	89,331.54	73,337.88	20,200.00	1,161.70	20,200	291,090	291,090	291,090
.3 Capital Outlay	88,237.94	72,234.67	0.00	0.00	0	113,000	0	0
.4 Other Contractual Exp.	339,950.21	289,856.36	325,209.00	176,502.69	298,345	401,487	392,187	392,187
.8 Fringe Benefits	2,843,905.00	2,819,422.00	3,061,627.00	1,988,263.54	3,061,191	3,026,687	3,016,554	3,019,602
TOTAL	7,678,618.89	7,380,885.39	7,713,972.00	5,266,571.50	7,680,921	8,389,128	8,124,243	8,157,131

Activity: Public Safety
Department: Police

PROGRAM DESCRIPTION

POLICE DEPT.

The functions of the Police Department of the City of Ogdensburg are multi-faceted. The activities and programs and procedures are dedicated to enforcement of all laws (Federal, State and municipal):

- the protection of life and property;
- the prevention and detection of crime;
- the arresting of violators;
- the detention of criminals and mandatory court appearances;
- the enforcement of traffic laws; and,
- the response to all calls for public assistance.

Part of these duties are also identified to a Dog Control Officer and Bingo Inspector.

Specialized assignments in the Police Department include a Detective Division, Narcotics Enforcement Unit, K-9 Unit, Dive Team, Bicycle Patrol, Arson Investigation Team, Haz-Mat Response Team and an Accident Investigation Team.

JUVENILE DIVISION

In 1995 the Department began using a more proactive approach in dealing with juvenile matters. The focus in 1995 was on prevention through the building of lasting relationships between juveniles and the police. The DARE program was the major portion of this effort and still is today. The program is given to all fifth grade students on a yearly basis. Along with this program there is still a continuing enforcement effort utilized to reduce juvenile crime. The enforcement effort is coordinated with a General Investigator with Juvenile Aid Officer training. In August 1999, a full time Juvenile Aid Officer position was re-established. The JAO continues to offer the DARE Program as part of his duties, while consolidating enforcement and youth services through one entity. The JAO works with the schools, and youth services providers.

NARCOTICS ENFORCEMENT UNIT

Since 2007 the Department has increased focus on the illegal narcotics use and trafficking in and around the City. This problem is at the root of the majority of our major crimes and most other petty offenses, all of which impact the quality of life in our community. The Department is partnered with other Local, State & Federal agencies to combat this problem. Combining our efforts through specialized Task Forces and other Enforcement Program participation, the Department has been able to make a direct impact on the volume of activity and those involved in such conduct. We continue our efforts with the goal of ridding our community of this type of activity and making Ogdensburg a safer place to live and raise our families. In 2014 the Department, with the help of Asset Seizure Monies, contributed from the St. Lawrence County District Attorney's Office was able to institute a K-9 Program. This K-9 Unit is anticipated to play a major role in enhancing our efforts and positive results.

Activity:	Public Safety										
Department:	Police										
PERSONNEL DETAIL			NO.			SALARY:				2018	2018
			2016	2017	2018	2016	2017	2017	2018	PROPOSED	COUNCIL
POSITION	GRADE	%	ACTUAL	REVISED	PROPOSED	ACTUAL	BUDGET	REVISED	REQUEST	BUDGET	APPROVED
Chief of Police	N/A	100	1	1	1	87,480	89,667		95,809	95,809	95,809
Lieutenant	N/A	100	1	1	1	67,795	69,836		76,049	76,049	76,049
Lieutenant	N/A	100	1	1	1	67,795	69,836		76,899	76,899	76,899
Sergeant	N/A	100	1	1	1	64,892	67,150		71,443	71,443	71,443
Sergeant	N/A	100	1	1	1	63,922	67,150		71,093	71,093	71,093
Sergeant	N/A	100	1	1	1	63,922	65,756		71,243	71,243	71,243
Sergeant	N/A	100	1	1	1	61,820	63,056		65,529	65,529	65,529
Sergeant	N/A	100	1	1	1	61,820	63,056		67,779	67,779	67,779
Police Officer	N/A	100	1	1	1	57,240	58,385		62,103	62,103	62,103
Police Officer	N/A	100	1	1	1	56,400	57,528		60,778	60,778	60,778
Police Officer	N/A	100	1	1	1	56,400	57,528		61,678	61,678	61,678
Police Officer	N/A	100	1	1	1	56,400	57,528		60,778	60,778	60,778
Police Officer	N/A	100	1	1	1	56,400	57,528		61,678	61,678	61,678
Police Officer	N/A	100	1	1	1	54,233	57,528		61,628	61,628	61,628
Police Officer	N/A	100	1	1	1	52,062	55,318		60,728	60,728	60,728
Police Officer	N/A	100	1	1	1	52,062	55,318		60,528	60,528	60,528
Police Officer	N/A	100	1	1	1	52,062	55,318		60,528	60,528	60,528
Police Officer	N/A	100	1	1	1	52,062	55,318		60,528	60,528	60,528
Police Officer	N/A	100	1	1	1	49,892	53,103		58,274	58,274	58,274
Police Officer	N/A	100	1	1	1	49,892	53,103		58,274	58,274	58,274
Police Officer	N/A	100	1	1	1	45,553	48,677		53,157	53,157	53,157
Police Officer	N/A	100	1	1	1	45,553	48,677		53,157	53,157	53,157
Police Officer	N/A	100	1	1	1	43,383	43,383	44,251	46,386	46,386	46,386
Police Officer	N/A	100	1	1	1	43,383	43,383	44,251	46,386	46,386	46,386
Police Officer	N/A	100	1	1	1	43,383	43,383	44,251	46,386	46,386	46,386
Police Officer	N/A	100	1	1	1	43,383	43,383	44,251	46,386	46,386	46,386
Police Officer	N/A	100	1	1	1	43,383	46,464	44,251	46,386	46,386	46,386
Police Officer	N/A	100	1	1	1	57,240	58,385	0	39,840	0	39,840
Police Officer	N/A	100	1	1	0	45,553	48,677	0	39,840	0	0
Dispatcher	N/A	100	1	1	1	38,979	43,249	45,822	46,966	46,966	46,966
Dispatcher	N/A	100	1	1	1	38,979	39,749		40,747	40,747	40,747
Dispatcher	N/A	100	1	1	1	38,979	39,749		40,747	40,747	40,747
Dispatcher	N/A	100	1	1	1	38,979	39,749		40,747	40,747	40,747
Administrative Aide	10	100	1	1	1	46,024	47,175		48,354	48,354	48,354
Cleaner	part time	50	1	1	1	14,950	14,950		15,275	15,275	15,275
Totals			34.5	34.5	33.5	1,812,255	1,878,043		1,974,107	1,894,427	1,934,267

Activity:	Public Safety								
Department:	Police								
Appropriations									
Budget Account		2015	2016	2017	2017	2017	2018	2018	2018
Account	Description	Actual Expenditures	Actual Expenditures	Modified as of 09/30/17	Actual Expend. as of 09/30/17	Est. Expend. by Year End	Departmental Request	Proposed Budget	Council Approved
A3120.110	Salaries	1,838,795.29	1,755,518.86	1,871,489.37	1,386,740.90	1,867,089.00	1,998,970.00	1,897,277.00	1,937,117.00
A3120.120	Overtime	223,166.93	251,093.39	280,000.00	198,485.55	280,000.00	280,000.00	280,000.00	270,000.00
A3120.130	Sick Leave Incentive	8,776.95	6,064.09	0.00	0.00	0.00	6,150.00	6,150.00	6,150.00
A3120.140	Time Accruals Payouts	0.00	89,064.96	39,055.63	39,055.63	43,456.00	40,000.00	40,000.00	40,000.00
A3120.150	Longevity Incentive	1,250.00	10,350.00	8,800.00	0.00	8,800.00	8,800.00	8,800.00	8,800.00
A3120.155	Clothing Allowance	2,000.00	2,000.00	38,000.00	2,150.00	38,000.00	38,250.00	35,750.00	35,750.00
	.1 Subtotals:	2,073,989.17	2,114,091.30	2,237,345.00	1,626,432.08	2,237,345.00	2,372,170.00	2,267,977.00	2,297,817.00
A3120.240	Specialized Equipment	56,158.71	33,625.18	0.00	0.00	0.00	0.00	0.00	0.00
	.2 Subtotals:	56,158.71	33,625.18	0.00	0.00	0.00	0.00	0.00	0.00
A3120.310	Capital Equipment	73,942.95	72,234.67	0.00	0.00	0.00	83,000.00	0.00	0.00
	.3 Subtotals:	73,942.95	72,234.67	0.00	0.00	0.00	83,000.00	0.00	0.00
A3120.410	Travel	231.93	(167.50)	1,000.00	129.89	1,000.00	1,000.00	1,000.00	1,000.00
A3120.420	Office Expense	11,206.12	7,781.62	11,664.00	3,893.19	10,500.00	10,500.00	10,500.00	10,500.00
A3120.421	Medical Expense	213.95	2,600.00	3,000.00	1,590.94	3,000.00	5,000.00	4,000.00	4,000.00
A3120.425	Telephone	10,989.53	12,142.48	11,000.00	7,901.33	11,000.00	11,000.00	11,000.00	11,000.00
A3120.430	Printing & Advertisement	1,189.16	1,079.44	1,500.00	589.64	1,500.00	1,500.00	1,500.00	1,500.00
A3120.440	Equipment Maintenance	54,377.93	48,758.87	54,150.00	32,549.98	54,150.00	54,150.00	54,150.00	54,150.00
A3120.450	Building Maintenance	9,926.31	5,384.76	28,600.00	3,362.92	6,800.00	28,400.00	28,400.00	28,400.00
A3120.460	Heat, Lights & Power	14,876.47	14,411.67	14,500.00	9,144.88	14,500.00	14,500.00	14,500.00	14,500.00
A3120.470	Rentals	9,765.43	7,133.36	9,835.00	3,755.21	9,835.00	9,835.00	9,835.00	9,835.00
A3120.480	Gasoline	32,744.00	34,195.00	35,000.00	20,674.18	35,000.00	40,000.00	40,000.00	40,000.00
A3120.490	Materials & Supplies	21,230.10	19,815.46	18,500.00	13,511.66	18,500.00	23,950.00	23,950.00	23,950.00
	.4 Subtotals:	166,750.93	153,135.16	188,749.00	97,103.82	165,785.00	199,835.00	198,835.00	198,835.00
A3120.510	Professional Training	16,437.28	18,500.00	18,500.00	5,433.13	18,500.00	18,500.00	18,500.00	18,500.00
A3120.515	Consultants	0.00	0.00	0.00	0.00	0.00	0.00	0.00	0.00
A3120.519	K-9 Unit	1,346.20	3,837.23	3,000.00	936.08	3,000.00	3,000.00	3,000.00	3,000.00
A3120.550	Uniforms & Clothing Allowance	3,499.85	10,257.00	7,800.00	5,197.41	7,800.00	10,600.00	7,800.00	7,800.00
A3120.560	Investigations	5,000.00	4,000.00	6,000.00	0.00	2,000.00	6,000.00	6,000.00	6,000.00
A3120.570	Records Management	303.00	483.00	1,000.00	0.00	1,000.00	57,612.00	57,612.00	57,612.00
	.5 Subtotals:	26,586.33	37,077.23	36,300.00	11,566.62	32,300.00	95,712.00	92,912.00	92,912.00

Activity:	Public Safety								
Department:	Police								
Appropriations									
Budget Account		2015	2016	2017	2017	2017	2018	2018	2018
		Actual	Actual	Modified	Actual Expend.	Est. Expend.	Departmental	Proposed	Council
Account	Description	Expenditures	Expenditures	as of 09/30/17	as of 09/30/17	by Year End	Request	Budget	Approved
A3120.810	State Retirement	60,592.00	57,165.00	45,254.00	33,939.00	45,254.00	41,820.00	41,820.00	41,820.00
A3120.820	Police/Fire Retirement	339,358.00	319,557.00	443,275.00	332,460.00	443,275.00	399,760.00	399,760.00	399,760.00
A3120.830	Social Security Expense	154,088.00	152,389.00	172,688.00	119,924.86	172,688.00	181,472.00	173,501.00	176,549.00
A3120.850	NYS Disability	60.00	58.00	133.00	37.62	133.00	107.00	107.00	107.00
A3120.860	Health Insurance	784,899.00	825,804.00	790,366.00	457,939.92	790,366.00	826,268.00	826,268.00	826,268.00
	.8 Subtotals:	1,338,997.00	1,354,973.00	1,451,716.00	944,301.40	1,451,716.00	1,449,427.00	1,441,456.00	1,444,504.00
Total Department Appropriations:		3,736,425.09	3,765,136.54	3,914,110.00	2,679,403.92	3,887,146.00	4,200,144.00	4,001,180.00	4,034,068.00
Revenues									
A1520	Police Fees	297.00	363.00	250.00	204.00	250.00	250.00	250.00	250.00
A1521	Traffic Violations	4,195.00	7,940.00	6,500.00	4,790.00	6,500.00	6,500.00	6,500.00	6,500.00
A2260	Airport Security	0.00	38,954.50	156,000.00	89,895.00	156,000.00	156,000.00	156,000.00	156,000.00
A2265	County Hazmat Reimbursemer	17,500.00	17,500.00	17,500.00	17,500.00	17,500.00	17,500.00	17,500.00	17,500.00
A2610	Fines And Forfeitures	44,858.20	40,044.00	45,000.00	23,747.00	40,000.00	40,000.00	40,000.00	40,000.00
A2625	DA Asset Forfeiture	0.00	12,599.30	0.00	0.00	0.00	0.00	0.00	0.00
A2627	K-9 Program	25.00	2,495.00	2,300.00	0.00	2,300.00	2,300.00	2,300.00	2,300.00
A2705	Gifts And Donations/DARE	2,545.00	3,900.00	2,000.00	1,905.00	2,000.00	2,000.00	2,000.00	2,000.00
A4099	Operation Stonegarden 2013	108,718.97	0.00	0.00	0.00	0.00	0.00	0.00	0.00
A4100	Operation Stonegarden 2014	33,093.00	(1,127.63)	0.00	0.00	0.00	0.00	0.00	0.00
A4101	Operation Stonegarden 2015	0.00	63,002.18	0.00	925.00	0.00	0.00	0.00	0.00
A4102	Operation Stonegarden 2016	0.00	0.00	49,555.00	9,161.66	36,555.00	13,000.00	13,000.00	13,000.00
	Fund Balance	70,900.00	78,000.00	0.00	0.00	0.00	0.00	0.00	0.00
Total Department Revenues:		282,132.17	263,670.35	279,105.00	148,127.66	261,105.00	237,550.00	237,550.00	237,550.00
LOCAL EFFORT REQUIRED		3,454,292.92	3,501,466.19	3,635,005.00	2,531,276.26	3,626,041.00	3,962,594.00	3,763,630.00	3,796,518.00

Activity:	Public Safety										
Department:	Bingo Division										
PROGRAM DESCRIPTION											
Inspects the conduct of bingo games. This is a public contact position involving responsibility for the inspection of bingo games to insure conformity with NYS Law and rules. Work is performed under direction and accordance with established policies and procedures.											
PERSONNEL DETAIL											
			NO.			SALARY:			2018	2018	
			2016	2017	2018	2016	2017	2017	2018	PROPOSED	COUNCIL
POSITION	GRADE	%	ACTUAL	REVISED	PROPOSED	ACTUAL	BUDGET	REVISED	REQUEST	BUDGET	APPROVED
Inspector	N/A	100	1	1	1	4,388	4,388		4,388	4,388	4,388
Appropriations											
Budget Account			2015	2016	2017	2017	2017	2017	2018	2018	2018
			Actual	Actual	Modified	Actual Expend.	Est. Expend.	Departmental	Proposed	Council	
Account	Description		Expenditures	Expenditures	as of 09/30/17	as of 09/30/17	by Year End	Request	Budget	Approved	
A3122.110	Salaries		8,385.00	4,388.04	4,388.00	3,206.63	4,388.00	4,388.00	4,388.00	4,388.00	4,388.00
	.1 Subtotals:		8,385.00	4,388.04	4,388.00	3,206.63	4,388.00	4,388.00	4,388.00	4,388.00	4,388.00
A3122.830	Social Security Expense		641.00	320.00	336.00	236.54	336.00	336.00	336.00	336.00	336.00
	.8 Subtotals:		641.00	320.00	336.00	236.54	336.00	336.00	336.00	336.00	336.00
Total Department Appropriations:			9,026.00	4,708.04	4,724.00	3,443.17	4,724.00	4,724.00	4,724.00	4,724.00	4,724.00
Revenues											
A2540	Bingo Licenses		745.00	878.90	400.00	510.00	510.00	500.00	285.00	285.00	285.00
Total Department Revenues:			745.00	878.90	400.00	510.00	510.00	500.00	285.00	285.00	285.00
LOCAL EFFORT REQUIRED			8,281.00	3,829.14	4,324.00	2,933.17	4,214.00	4,224.00	4,439.00	4,439.00	4,439.00

PROGRAM DESCRIPTION

Fire Suppression

The Ogdensburg Fire Department, due to effective Code Enforcement Inspections and a highly efficient Code Enforcement Team, has maintained fire loss consistently for the first seven months of 2017 compared to that time in 2016. (79,000 -80,000). Fire Calls have increased to 21 in 2017 from 18 in 2016 through July each year. The Department averaged 160 overall calls (Fire, EMS, Fire Prevention and Codes) per month through July 2017 compared to 173 in 2016.

Captain's Gerald Mack and Charles Irvine along with FF's Joseph Sovie and Randy Petell continue to lead our Arson Investigation Team and have maintained their required certification through 2017.

Fire Prevention

Our Fire Prevention Team continues to educate the residents of Ogdensburg and the Ogdensburg School District regarding life safety and Fire Prevention. FF's Eric Brunet, Jamie Ladouceur and Scott McCormick along with Chief Farrell will be traveling to all schools in the Ogdensburg School District, SLPC Children's Unit, Ogdensburg Boys and Girls Club and The Ogdensburg Housing Authority High-Rise Apartment Buildings during the Fire Prevention month of October.

We continue to work on an aggressive inspections and Pre-Plan program to familiarize with all Businesses and Public Assemblies.

For over twenty years, the OFD has been going door to door in the city to educate and assist residents with smoke detectors and carbon monoxide detector checks and installations. "Change your clock, change your battery" campaign has been highly successful since implementation and will continue to be an essential program in 2018. Local businesses as well as a Walmart Community Grant has assisted us in funding this life saving program.

Our Juvenile Fire-setter Program, which was founded in 2002, continues to be instrumental for all of St. Lawrence County. Chief Farrell, Captain Mack, and FF Ladouceur counsel Juvenile Fire-setters in the hope to control their fire-setting tendencies or refer them for additional counseling.

Code Enforcement

In 2017, our Code Enforcement Team at City Hall, CEO Greg Mallette and Building Inspector/CEO Mark Jacobs, completed their in-service code enforcement training and remain active and certified. They presently perform rental/property maintenance inspections, issue building permits, and oversee all new construction. The Ogdensburg Fire Department has 5 Code Enforcement Officers and 23 Building Safety and Fire Inspectors performing Business and Public Assembly inspections.

In 2018, AC Stull and Chief Farrell will again attend a train the trainer class to educate and certify each BSI.

EMS/Rescue

The Ogdensburg Fire Department continues to be registered as part of the New York State recertification program for Emergency Medical Technicians. This has enabled our staff to do their recertification on duty at the Fire Station. In 2017, 4 new members have become EMT's. Presently, we have 27 EMT-D's who respond as a fully trained first responder unit to all medical emergencies in the City of Ogdensburg except medical facilities and correctional institutions.

Our 2014 zodiac rescue boat is utilized throughout St. Lawrence County on a number of water rescue and water related recovery efforts.

Our five certified CPR/AED instructors, (Randy Petell, Don McCarthy, Scott McCormick, Dan Strader and Allen Rickett) stay busy training and instructing coaching clinics, City of Ogdensburg employees, City Police Officers, OFA students, local businesses and many local day care providers.

The Ogdensburg Fire Department currently has 3 certified car seat technicians, Scott McCormick, Jason Bouchard and Mike Robinson. They continue to recertify and assist citizens with car seat installations. For over 15 years, our department has checked car seats for the residents of St. Lawrence County. They also have attended numerous Lamaze courses to assist new parents in proper car seat methods.

HAZMAT Team

Nine members of the OFD including Chief Farrell continue to be the majority members of the St. Lawrence County HazMat Team. Additionally, six other city employees from the OPD and DPW also are Hazmat certified to train and respond with the team. The two hazmat trailers are maintained by OFD personnel.

Physical Plant

The overall condition of the Ogdensburg Fire department is above average. The structure is over 40 years old and routine maintenance and repair has been managed well over the life of the building. However, for the past several years, the building's roof has had various leaks during hard rains or the winter months when snow or ice has accumulated. A repair completed in 2014 has extended the life of the roof by 5 years. Roof replacement will be required soon.

Additionally, the resurfacing of the parking lot should be considered in the near future as high usage during elections, clinics, tours, training and day-to-day usage has deteriorated the surface.

As always, the members of the Ogdensburg Fire Department have continued to reduce maintenance costs by doing all building renovations and the majority of equipment and vehicle repairs.

Our equipment continues to age and annual maintenance is extending the life of a majority of this equipment. The OFD will continue to follow NFPA regulations and manufacturers warranties to replace outdated and mandated equipment when required.

The department maintains the ISO rating of four (4).

Activity:	Public Safety											
Department:	Fire											
PERSONNEL DETAIL			NO.			SALARY:					2018	2018
			2016	2017	2018	2016	2017	2017	2018	PROPOSED	COUNCIL	
POSITION	GRADE	%	ACTUAL	REVISED	PROPOSED	ACTUAL	BUDGET	REVISED	REQUEST	BUDGET	APPROVED	
Fire Chief	N/A	100	1	1	1	80,020	82,021	82,666	84,733	84,733	84,733	
Ass't. Chief	N/A	100	1	1	1	70,043	71,376		72,736	72,736	72,736	
Ass't. Chief	N/A	100	1	1	1	70,043	71,376		72,736	72,736	72,736	
Ass't. Chief	N/A	100	1	1	1	70,043	71,376		72,736	72,736	72,736	
Ass't. Chief	N/A	100	1	1	1	68,243	69,576		71,736	71,736	71,736	
Captain	N/A	100	1	1	1	67,019	68,291		69,589	69,589	69,589	
Captain	N/A	100	1	1	1	66,019	67,291		68,589	68,589	68,589	
Captain	N/A	100	1	1	1	65,219	67,291		68,589	68,589	68,589	
Captain	N/A	100	1	1	1	64,419	66,491		67,789	67,789	67,789	
Firefighter	N/A	100	1	1	1	59,262	60,379		61,519	61,519	61,519	
Firefighter	N/A	100	1	1	1	59,262	60,379		61,519	61,519	61,519	
Firefighter	N/A	100	1	1	1	58,262	59,379		60,519	30,260	60,519	
Firefighter	N/A	100	1	1	1	58,262	59,379		60,519	60,519	60,519	
Firefighter	N/A	100	1	1	1	58,262	59,379		60,519	60,519	60,519	
Firefighter	N/A	100	1	1	1	57,462	58,579		60,519	60,519	60,519	
Firefighter	N/A	100	1	1	1	57,462	58,579		59,719	59,719	59,719	
Firefighter	N/A	100	1	1	1	56,662	58,579		59,719	59,719	59,719	
Firefighter	N/A	100	1	1	1	56,662	58,579		59,719	59,719	59,719	
Firefighter	N/A	100	1	1	1	56,662	57,779		58,919	58,919	58,919	
Firefighter	N/A	100	1	1	1	56,662	57,779		58,919	58,919	58,919	
Firefighter	N/A	100	1	1	1	50,955	56,979		58,119	58,119	58,119	
Firefighter	N/A	100	1	1	1	50,955	56,979		58,119	58,119	58,119	
Firefighter	N/A	100	1	1	1	50,955	56,979		58,119	58,119	58,119	
Firefighter	N/A	100	1	1	1	46,062	51,974		58,119	58,119	58,119	
Firefighter	N/A	100	1	1	1	46,062	51,974		58,119	58,119	58,119	
Firefighter	N/A	100	1	1	1	36,276	41,991		47,923	47,923	47,923	
Firefighter	N/A	100	1	1	1	31,383	37,002		42,831	42,831	42,831	
Firefighter	N/A	100	1	1	1	31,383	37,002		42,831	42,831	42,831	
Firefighter	N/A	100	1	1	1	31,383	37,002		42,831	42,831	42,831	
TOTALS			29	29	29	1,631,364	1,711,740		1,778,353	1,748,094	1,778,353	

Activity:	Public Safety								
Department:	Fire								
Appropriations									
Budget Account		2015	2016	2017	2017	2017	2018	2018	2018
Account	Description	Actual Expenditures	Actual Expenditures	Modified as of 09/30/17	Actual Expend. as of 09/30/17	Est. Expend. by Year End	Departmental Request	Proposed Budget	Council Approved
A3410.110	Salaries	1,850,999.60	1,707,202.83	1,804,482.00	1,317,925.84	1,798,731.00	1,862,478.00	1,832,219.00	1,862,478.00
A3410.120	Overtime	121,132.23	71,765.12	75,000.00	17,834.74	75,000.00	78,000.00	110,000.00	79,741.00
A3410.130	Sick Leave Incentive	8,200.87	11,164.87	0.00	0.00	0.00	0.00	0.00	0.00
A3410.140	Time Accruals Payouts	79,976.44	36,825.54	0.00	0.00	0.00	50,000.00	20,000.00	20,000.00
A3410.150	Longevity Incentive	750.00	1,000.00	1,000.00	0.00	1,000.00	1,000.00	1,000.00	1,000.00
	.1 Subtotals:	2,061,059.14	1,827,958.36	1,880,482.00	1,335,760.58	1,874,731.00	1,991,478.00	1,963,219.00	1,963,219.00
A3410.240	Specialized Equipment	33,172.83	39,712.70	20,000.00	1,055.74	20,000.00	290,915.00	290,915.00	290,915.00
	.2 Subtotals:	33,172.83	39,712.70	20,000.00	1,055.74	20,000.00	290,915.00	290,915.00	290,915.00
A3410.330	Capital Construction	14,294.99	0.00	0.00	0.00	0.00	30,000.00	0.00	0.00
	.3 Subtotals:	14,294.99	0.00	0.00	0.00	0.00	30,000.00	0.00	0.00
A3410.410	Travel	377.99	1,013.27	1,500.00	740.66	1,500.00	1,500.00	1,500.00	1,500.00
A3410.420	Office Expense	126.61	343.39	500.00	341.38	150.00	500.00	500.00	500.00
A3410.421	Medical Expense	4,716.61	6,640.00	6,640.00	4,849.28	6,640.00	6,640.00	6,640.00	6,640.00
A3410.425	Telephone	2,774.23	3,154.80	2,500.00	2,098.38	2,500.00	3,100.00	3,100.00	3,100.00
A3410.430	Printing & Advertisement	0.00	0.00	100.00	0.00	100.00	0.00	0.00	0.00
A3410.440	Equipment Maintenance	11,752.73	12,052.54	14,000.00	11,201.54	14,000.00	14,000.00	14,000.00	14,000.00
A3410.450	Building Maintenance	4,381.16	2,271.72	4,000.00	2,360.83	4,000.00	4,000.00	4,000.00	4,000.00
A3410.460	Heat, Lights & Power	11,936.02	10,672.27	10,500.00	6,633.92	10,500.00	11,000.00	11,000.00	11,000.00
A3410.480	Gasoline	5,132.25	8,068.27	8,000.00	4,768.41	8,000.00	10,000.00	10,000.00	10,000.00
A3410.490	Materials & Supplies	3,391.56	2,626.43	3,500.00	2,211.17	3,500.00	3,500.00	3,500.00	3,500.00
	.4 Subtotals:	44,589.16	46,842.69	51,240.00	35,205.57	50,890.00	54,240.00	54,240.00	54,240.00
A3410.510	Professional Training	12,288.00	8,865.26	6,500.00	216.00	6,500.00	8,500.00	3,000.00	3,000.00
A3410.550	Uniforms & Clothing Allowance	8,828.15	7,314.22	9,500.00	2,371.29	9,500.00	9,500.00	9,500.00	9,500.00
	.5 Subtotals:	21,116.15	16,179.48	16,000.00	2,587.29	16,000.00	18,000.00	12,500.00	12,500.00
A3410.820	Police/Fire Retirement	409,783.00	385,953.00	535,373.00	401,526.00	535,373.00	482,818.00	482,818.00	482,818.00
A3410.830	Social Security Expense	154,314.00	132,854.00	143,858.00	98,518.18	143,417.00	152,349.00	150,187.00	150,187.00
A3410.860	Health Insurance	864,720.00	868,518.00	858,501.00	497,417.47	858,501.00	869,006.00	869,006.00	869,006.00
	.8 Subtotals:	1,428,817.00	1,387,325.00	1,537,732.00	997,461.65	1,537,291.00	1,504,173.00	1,502,011.00	1,502,011.00
Total Department Appropriations:		3,603,049.27	3,318,018.23	3,505,454.00	2,372,070.83	3,498,912.00	3,888,806.00	3,822,885.00	3,822,885.00
Revenues									
A3089	Misc. State Aid - SAM Grant	0.00	0.00	0.00	0.00	0.00	99,535.00	99,535.00	99,535.00
A4091	Fire Act Grant	0.00	16,366.00	0.00	0.00	0.00	181,334.00	181,334.00	181,334.00
	Fund Balance	18,000.00	48,725.00	0.00	0.00	0.00	0.00	0.00	0.00
Total Department Revenues:		18,000.00	65,091.00	0.00	0.00	0.00	280,869.00	280,869.00	280,869.00
LOCAL EFFORT REQUIRED		3,585,049.27	3,252,927.23	3,505,454.00	2,372,070.83	3,498,912.00	3,607,937.00	3,542,016.00	3,542,016.00

Activity:	Public Safety									
Department:	Animal Control									
PROGRAM DESCRIPTION										
This program covers the cost of the contract of a part-time dog control officer, his travel expenses and the contribution to the SPCA for the maintenance of an animal shelter. The budget supports the SPCA's requested contribution of \$20,000.										
PERSONNEL DETAIL			NO.			SALARY:			2018	2018
			2016	2017	2018	2016	2017	2017	2018	PROPOSED
POSITION	GRADE	%	ACTUAL	REVISED	PROPOSED	ACTUAL	BUDGET	REVISED	REQUEST	BUDGET
Dog Control Officer	N/A	100	1	1	1	13,476	13,476		13,476	13,476
Appropriations										
Budget Account			2015	2016	2017	2017	2017	2018	2018	2018
			Actual	Actual	Modified	Actual Expend.	Est. Expend.	Departmental	Proposed	Council
Account		Description	Expenditures	Expenditures	as of 09/30/17	as of 09/30/17	by Year End	Request	Budget	Approved
A3510.110		Salaries	13,476.06	13,475.98	13,476.00	9,847.89	13,476.00	13,476.00	13,476.00	13,476.00
		.1 Subtotals:	13,476.06	13,475.98	13,476.00	9,847.89	13,476.00	13,476.00	13,476.00	13,476.00
A3510.471		SPCA	22,500.00	21,978.00	20,000.00	20,000.00	20,000.00	20,000.00	20,000.00	20,000.00
A3510.474		Pest Control	375.00	375.00	500.00	0.00	500.00	500.00	500.00	500.00
A3510.490		Materials & Supplies	(467.60)	176.00	500.00	0.00	500.00	500.00	500.00	500.00
		.4 Subtotals:	22,407.40	22,529.00	21,000.00	20,000.00	21,000.00	21,000.00	21,000.00	21,000.00
A3510.830		Social Security Expense	1,031.00	980.00	1,031.00	726.47	1,031.00	1,031.00	1,031.00	1,031.00
		.8 Subtotals:	1,031.00	980.00	1,031.00	726.47	1,031.00	1,031.00	1,031.00	1,031.00
Total Department Appropriations:			36,914.46	36,984.98	35,507.00	30,574.36	35,507.00	35,507.00	35,507.00	35,507.00
Revenues										
Total Department Revenues:			0.00	0.00	0.00	0.00	0.00	0.00	0.00	0.00
LOCAL EFFORT REQUIRED			36,914.46	36,984.98	35,507.00	30,574.36	35,507.00	35,507.00	35,507.00	35,507.00

Activity:	Public Safety										
Department:	Code Enforcement										
PROGRAM DESCRIPTION											
The Office of Code Enforcement enforces all provisions of the Building Code, Property Maintenance Code, Plumbing Code, Fuel Gas Code, Mechanical Code and Energy Code of New York State. This office is also responsible for ensuring certain aspects of the New York State Environmental Conservation Law, New York State Labor Law and OSHA requirements regarding regulations that are applicable to construction alterations, repair, removal, demolition, use occupancy, safety, sanitary conditions, mechanical and plumbing equipment and inspections of buildings, structures or premises. The Office of Code Enforcement is also responsible for implementing the Rental Housing Inspection Program, weed ordinance, sidewalk snow removal, Ogdensburg Zoning Code and water/sewer change order records. The office is staffed with (1) housing inspector, (1) Clerical, and (1) Code Enforcement Officer. As of 2017, for a duration of two years, the Code Office also has a temporary Housing Officer serving as a Zombie Property Inspector (100% grant funded in the Community Development Fund). The daily functions of the Office of Code Enforcement are carried out under the supervision of the Code Enforcement Officer,											
PERSONNEL DETAIL											
			NO.			SALARY:				2018	2018
			2016	2017	2018	2016	2017	2017	2018	PROPOSED	COUNCIL
POSITION	GRADE	%	ACTUAL	REVISED	PROPOSED	ACTUAL	BUDGET	REVISED	REQUEST	BUDGET	APPROVED
Code Enfcmnt. Officer	15	100	1	1	1	60,081	61,583		63,122	63,122	63,122
Sr. Clerk	8	100	1	1	1	47,974	49,173		50,403	50,403	50,403
Housing Inspector	14	100	1	1	1	58,087	59,539		61,027	61,027	61,027
TOTALS			3	3	3	166,142	170,295		174,552	174,552	174,552

Activity:	Public Safety								
Department:	Code Enforcement								
Appropriations									
Budget Account		2015	2016	2017	2017	2017	2018	2018	2018
Account	Description	Actual Expenditures	Actual Expenditures	Modified as of 09/30/17	Actual Expend. as of 09/30/17	Est. Expend. by Year End	Departmental Request	Proposed Budget	Council Approved
A8025.110	Salaries	159,001.76	165,400.80	170,295.00	124,446.39	170,295.00	174,552.00	174,552.00	174,552.00
A8025.130	Sick Leave Incentive	563.07	0.00	0.00	0.00	0.00	0.00	0.00	0.00
A8025.155	Clothing Allowance	720.00	720.00	950.00	950.00	950.00	800.00	800.00	800.00
	.1 Subtotals:	160,284.83	166,120.80	171,245.00	125,396.39	171,245.00	175,352.00	175,352.00	175,352.00
A8025.220	Office Equipment	0.00	0.00	200.00	105.96	200.00	175.00	175.00	175.00
	.2 Subtotals:	0.00	0.00	200.00	105.96	200.00	175.00	175.00	175.00
A8025.410	Travel	373.40	229.84	370.00	352.95	370.00	450.00	450.00	450.00
A8025.420	Office Expense	4,400.00	4,669.04	300.00	29.91	250.00	250.00	250.00	250.00
A8025.425	Telephone	2,836.88	2,472.69	2,500.00	1,655.16	2,500.00	2,500.00	2,500.00	2,500.00
A8025.430	Printing & Advertisement	83.55	0.00	400.00	0.00	200.00	200.00	200.00	200.00
A8025.440	Equipment Maintenance	636.04	792.93	449.00	80.12	600.00	800.00	800.00	800.00
A8025.480	Gasoline	0.00	893.00	800.00	467.00	800.00	800.00	800.00	800.00
A8025.490	Materials & Supplies	0.00	21.84	200.00	0.00	200.00	200.00	200.00	200.00
	.4 Subtotals:	8,329.87	9,079.34	5,019.00	2,585.14	4,920.00	5,200.00	5,200.00	5,200.00
A8025.510	Professional Training	1,357.00	1,238.00	1,126.00	1,126.00	1,200.00	1,500.00	1,500.00	1,500.00
A8025.518	Contracted Service	48,813.37	3,775.46	5,775.00	6,328.25	6,250.00	6,000.00	6,000.00	6,000.00
	.5 Subtotals:	50,170.37	5,013.46	6,901.00	7,454.25	7,450.00	7,500.00	7,500.00	7,500.00
A8025.810	State Retirement	22,497.00	21,177.00	16,770.00	12,582.00	16,770.00	15,495.00	15,495.00	15,495.00
A8025.830	Social Security Expense	11,982.00	11,899.00	13,095.00	9,250.24	13,100.00	13,415.00	13,415.00	13,415.00
A8025.850	NYS Disability	30.00	35.00	66.00	18.67	66.00	72.00	72.00	72.00
A8025.860	Health Insurance	39,910.00	42,713.00	40,881.00	23,686.57	40,881.00	42,738.00	42,738.00	42,738.00
	.8 Subtotals:	74,419.00	75,824.00	70,812.00	45,537.48	70,817.00	71,720.00	71,720.00	71,720.00
Total Department Appropriations:		293,204.07	256,037.60	254,177.00	181,079.22	254,632.00	259,947.00	259,947.00	259,947.00
Revenues									
A1560	Code Enforcement	31,270.39	37,920.36	35,000.00	29,237.65	35,000.00	30,000.00	30,000.00	30,000.00
A2555	Building Permits	24,545.52	29,967.63	25,000.00	15,717.94	25,000.00	25,000.00	25,000.00	25,000.00
Received from Water/Sewer Funds		0.00	0.00	132,684.00	0.00	132,684.00	136,632.00	136,632.00	136,632.00
Fund Balance		2,000.00	1,100.00	0.00	0.00	0.00	0.00	0.00	0.00
Total Department Revenues:		57,815.91	68,987.99	192,684.00	44,955.59	192,684.00	191,632.00	191,632.00	191,632.00
LOCAL EFFORT REQUIRED		235,388.16	187,049.61	61,493.00	136,123.63	61,948.00	68,315.00	68,315.00	68,315.00

PUBLIC WORKS APPROPRIATION SUMMARY

<u>Department</u>	<u>2015 Actual</u>	<u>2016 Actual</u>	<u>2017 Budget</u>	<u>Actual Exp As of 9/30/17</u>	<u>2017 Est. Exp.</u>	<u>2018 Dept. Req.</u>	<u>2018 Proposed Budget</u>	<u>2018 Council Appr.</u>
EXPENDITURE BY PROGRAM								
A1490 Public Works Administration	178,999.53	153,296.30	144,953.00	99,592.06	143,767	150,444	129,747	129,747
A5110 Street Maintenance	911,585.97	906,163.86	958,387.23	736,883.06	928,609	1,012,488	941,966	941,966
A5115 Street Cleaning	182,501.19	140,223.39	109,017.00	106,707.89	142,139	188,326	167,916	167,916
A5132 Public Works Garage	460,824.43	389,753.59	355,945.09	222,754.73	361,219	510,647	510,647	510,647
A5142 Snow Removal	391,651.06	395,797.38	464,775.00	205,682.79	433,690	487,295	440,931	440,931
A5182 Street Lighting	212,096.13	225,350.71	184,000.00	219,032.42	251,000	184,000	184,000	184,000
A5410 Sidewalks	152,674.78	176,480.60	140,324.00	78,971.86	132,824	199,763	154,763	154,763
A8560 Shade Trees	8,800.54	18,326.83	40,902.00	28,710.55	52,584	38,691	38,691	38,691
TOTAL	2,499,133.63	2,405,392.66	2,398,303.32	1,698,335.36	2,445,832	2,771,654	2,568,661	2,568,661

EXPENDITURE BY OBJECT								
.1 Personal Service	829,663.06	788,732.03	800,134.52	542,188.55	839,626	939,091	842,878	842,878
.2 Equipment	4,621.00	18,554.28	12,500.00	8,757.93	11,880	34,100	7,100	7,100
.3 Capital Outlay	440,955.67	452,004.12	412,676.80	366,898.98	385,177	535,533	463,533	463,533
.4 Other Contractual Exp.	721,522.90	650,729.23	666,110.00	460,202.41	699,025	705,840	705,420	705,420
.8 Fringe Benefits	502,371.00	495,373.00	506,882.00	320,287.49	510,124	557,090	549,730	549,730
TOTAL	2,499,133.63	2,405,392.66	2,398,303.32	1,698,335.36	2,445,832	2,771,654	2,568,661	2,568,661

Activity:	Public Works										
Department:	Public Works Administration										
PROGRAM DESCRIPTION											
This program is responsible for the administration of all public works functions charged to the General Fund. One-third of the salaries of the Director of Public Works, the two DPW Supervisors and the Administrative Assistant have been allocated to this program. The balance of their salaries are charged to the Water and Sewer funds.											
PERSONNEL DETAIL											
			NO.			SALARY:			2018		2018
			2016	2017	2018	2016	2017	2017	2018	PROPOSED	COUNCIL
POSITION	GRADE	%	ACTUAL	REVISED	PROPOSED	ACTUAL	BUDGET	REVISED	REQUEST	BUDGET	APPROVED
Director	N/A	33	1	1	1	25,809	26,454	26,983	27,657	27,657	27,657
Supervisor	N/A	33	0.7	1	0	8,677	17,771	17,906	18,210	0	0
Supervisor	N/A	33	0.7	1	1	8,677	17,771	17,906	18,210	18,210	18,210
Admin. Assistant	10	33	0.83	1	1	10,618	14,328	14,328	15,305	15,305	15,305
TOTAL			1.23	1.33	1	53,781	76,324	77,123	79,382	61,172	61,172

Activity:	Public Works								
Department:	Public Works Administration								
Appropriations									
Budget Account		2015	2016	2017	2017	2017	2018	2018	2018
Account	Description	Actual Expenditures	Actual Expenditures	Modified as of 09/30/17	Actual Expend. as of 09/30/17	Est. Expend. by Year End	Departmental Request	Proposed Budget	Council Approved
A1490.110	Salaries	68,430.45	51,979.85	76,324.00	57,251.11	76,324.00	80,185.00	61,172.00	61,172.00
A1490.120	Overtime	0.00	406.08	3,500.00	1,552.38	3,500.00	4,750.00	4,750.00	4,750.00
A1490.130	Sick Leave Incentive	2,485.11	3,713.54	0.00	0.00	0.00	0.00	0.00	0.00
A1490.140	Time Accruals Payouts	0.00	4,082.83	0.00	0.00	0.00	0.00	0.00	0.00
A1490.150	Longevity Incentive	20,323.32	5,280.00	0.00	0.00	0.00	0.00	0.00	0.00
A1490.155	Clothing Allowance	240.00	240.00	467.00	466.00	466.00	433.00	275.00	275.00
	.1 Subtotals:	91,478.88	65,702.30	80,291.00	59,269.49	80,290.00	85,368.00	66,197.00	66,197.00
A1490.220	Office Equipment	1,500.00	1,499.19	1,500.00	506.43	1,200.00	1,500.00	1,500.00	1,500.00
	.2 Subtotals:	1,500.00	1,499.19	1,500.00	506.43	1,200.00	1,500.00	1,500.00	1,500.00
A1490.410	Travel	73.00	0.00	500.00	0.00	0.00	500.00	500.00	500.00
A1490.420	Office Expense	562.79	407.81	500.00	330.34	500.00	500.00	500.00	500.00
A1490.421	Medical Expense	431.30	431.67	400.00	423.17	400.00	500.00	500.00	500.00
A1490.425	Telephone	2,814.10	2,780.33	2,400.00	1,947.34	2,400.00	2,800.00	2,800.00	2,800.00
A1490.440	Equipment Maintenance	798.00	422.99	500.00	0.00	200.00	500.00	500.00	500.00
A1490.490	Materials & Supplies	1,308.46	1,291.38	1,500.00	506.37	1,500.00	500.00	500.00	500.00
	.4 Subtotals:	5,987.65	5,334.18	5,800.00	3,207.22	5,000.00	5,300.00	5,300.00	5,300.00
A1490.510	Professional Training	315.00	378.00	500.00	315.00	415.00	500.00	500.00	500.00
A1490.550	Uniform & Clothing Allowan	0.00	164.63	180.00	171.00	180.00	180.00	120.00	120.00
	.5 Subtotals:	315.00	542.63	680.00	486.00	595.00	680.00	620.00	620.00
A1490.810	State Retirement	19,498.00	18,345.00	14,535.00	10,899.00	14,535.00	13,432.00	13,432.00	13,432.00
A1490.830	Social Security Expense	6,998.00	4,910.00	6,143.00	4,371.54	6,143.00	6,531.00	5,065.00	5,065.00
A1490.850	NYS Disability	10.00	12.00	29.00	8.21	29.00	24.00	24.00	24.00
A1490.860	Health Insurance	53,212.00	56,951.00	35,975.00	20,844.17	35,975.00	37,609.00	37,609.00	37,609.00
	.8 Subtotals:	79,718.00	80,218.00	56,682.00	36,122.92	56,682.00	57,596.00	56,130.00	56,130.00
Total Department Appropriations:		178,999.53	153,296.30	144,953.00	99,592.06	143,767.00	150,444.00	129,747.00	129,747.00
Revenues									
	Fund Balance	500.00	1,500.00	0.00	0.00	0.00	0.00	0.00	0.00
Total Department Revenues:		500.00	1,500.00	0.00	0.00	0.00	0.00	0.00	0.00
LOCAL EFFORT REQUIRED		178,499.53	151,796.30	144,953.00	99,592.06	143,767.00	150,444.00	129,747.00	129,747.00

Activity:	Public Works										
Department:	Street Maintenance										
PROGRAM DESCRIPTION											
This program provides for all street maintenance activities (other than snow removal) on the City's 73 miles of streets and 5 miles of lanes.											
Primary activities: street patching, street cleaning, catch basin cleaning and repairs, traffic signs, street striping, sign replacement and special maintenance tasks as required.											
Contractual expenses include funds for the purchase of crushed stone, cold patch, asphalt plant mix, sand, gravel, and street sign replacement.											
PERSONNEL DETAIL											
		NO.				SALARY:				2018	2018
		2016	2017	2018	2016	2017	2017	2018	PROPOSED	COUNCIL	
POSITION	GRADE	%	ACTUAL	REVISED	PROPOSED	ACTUAL	BUDGET	REVISED	REQUEST	BUDGET	APPROVED
Maintenance 1	N/A	25	1	1	0.25	23,119	11,790		12,345	12,345	12,345
Maintenance 2	N/A	75		1	0.75	0	34,369		36,254	36,254	36,254
Maintenance 1	N/A	0	1	1	0	23,119	0		0	0	0
Maintenance 2	N/A	0	1	1	0	23,119	0		0	0	0
Maintenance 1	N/A	75		1	0.75	0	35,370		36,254	36,254	36,254
Maintenance 2	N/A	25		1	0.25	0	11,456		11,742	11,742	11,742
Maintenance 1	N/A	25		1	0.25	0	11,790		12,085	12,085	12,085
Maintenance 1	N/A	25		1	0.25	0	11,790		12,085	12,085	12,085
Maintenance 2	N/A	25	1	1	0.25	23,119	23,580		11,742	11,742	11,742
Maintenance 2	N/A	50		1	0.5	0	23,580	0	21,226	21,226	21,226
Maintenance 1	N/A	50		1	0.5	0	23,580		24,170	24,170	24,170
Maintenance 1	N/A	75		1	0.75	0	35,370		36,254	36,254	36,254
Maintenance 1	N/A	25	1	1	0.25	23,119	11,790		12,085	12,085	12,085
Maintenance 1	N/A	25	1	1	0.25	23,119	11,790		12,085	12,085	12,085
Maintenance 3	N/A	75	1	1	0	22,464	34,369		29,640	0	0
Maintenance 4	N/A	25		1	0	0	11,790		9,480	0	0
Summer Help		100				5,400	0		6,240	6,240	6,240
TOTALS			3.5	6.25	5	166,578	292,414		283,687	244,567	244,567

Activity:	Public Works								
Department:	Street Maintenance								
Appropriations									
Budget Account		2015	2016	2017	2017	2017	2018	2018	2018
Account	Description	Actual Expenditures	Actual Expenditures	Modified as of 09/30/17	Actual Expend. as of 09/30/17	Est. Expend. by Year End	Departmental Request	Proposed Budget	Council Approved
A5110.110	Salaries	240,894.97	255,321.13	292,414.00	200,950.52	292,414.00	283,687.00	244,567.00	244,567.00
A5110.120	Overtime	6,391.69	8,061.51	7,000.00	4,801.96	7,000.00	7,000.00	7,000.00	7,000.00
A5110.140	Time Accruals Payouts	0.00	9,063.20	1,534.43	1,534.43	4,604.00	0.00	0.00	0.00
A5110.155	Clothing Allowance	6,000.00	653.00	1,700.00	1,700.00	1,700.00	2,250.00	1,275.00	1,275.00
	.1 Subtotals:	253,286.66	273,098.84	302,648.43	208,986.91	305,718.00	292,937.00	252,842.00	252,842.00
A5110.240	Specialized Equipment	1,269.95	500.00	1,500.00	1,500.00	1,500.00	2,100.00	2,100.00	2,100.00
	.2 Subtotals:	1,269.95	500.00	1,500.00	1,500.00	1,500.00	2,100.00	2,100.00	2,100.00
A5110.310	Capital Equipment	43,855.94	50,423.30	30,533.00	19,885.99	30,533.00	77,533.00	50,533.00	50,533.00
A5110.330	Capital Construction	359,104.77	356,861.02	374,143.80	347,012.99	349,144.00	390,000.00	390,000.00	390,000.00
	.3 Subtotals:	402,960.71	407,284.32	404,676.80	366,898.98	379,677.00	467,533.00	440,533.00	440,533.00
A5110.410	Travel	0.00	0.00	200.00	0.00	0.00	200.00	200.00	200.00
A5110.440	Equipment Maintenance	2,509.34	0.00	2,500.00	0.00	0.00	0.00	0.00	0.00
A5110.461	Traffic Lights	2,332.59	2,315.55	2,500.00	1,561.94	2,000.00	2,500.00	2,500.00	2,500.00
A5110.490	Materials & Supplies	101,928.72	75,379.46	75,000.00	51,777.38	70,000.00	75,000.00	75,000.00	75,000.00
A5110.498	Other Contractual Expenses	0.00	0.00	0.00	0.00	0.00	750.00	750.00	
	.4 Subtotals:	106,770.65	77,695.01	80,200.00	53,339.32	72,000.00	78,450.00	78,450.00	77,700.00
A5110.550	Uniforms & Clothing Allowance	0.00	484.69	720.00	579.00	720.00	900.00	540.00	540.00
	.5 Subtotals:	0.00	484.69	720.00	579.00	720.00	900.00	540.00	540.00
A5110.810	State Retirement	44,327.00	41,733.00	33,045.00	24,786.00	33,045.00	30,538.00	30,538.00	30,538.00
A5110.830	Social Security Expense	16,466.00	12,780.00	23,036.00	15,615.81	23,388.00	22,410.00	19,343.00	19,343.00
A5110.850	NYS Disability	35.00	41.00	138.00	39.04	138.00	90.00	90.00	90.00
A5110.860	Health Insurance	86,470.00	92,547.00	112,423.00	65,138.00	112,423.00	117,530.00	117,530.00	117,530.00
	.8 Subtotals:	147,298.00	147,101.00	168,642.00	105,578.85	168,994.00	170,568.00	167,501.00	167,501.00
Total Department Appropriations:		911,585.97	906,163.86	958,387.23	736,883.06	928,609.00	1,012,488.00	941,966.00	941,216.00
Revenues									
A1712	Public Work Services-Weed Remo	7,405.38	6,668.34	6,000.00	10,202.78	6,000.00	6,000.00	6,000.00	6,000.00
A3501	Consolidated Highway Aid	359,340.32	394,662.30	444,143.80	0.00	444,143.80	390,000.00	390,000.00	390,000.00
	Fund Balance	95,000.00	45,500.00	0.00	0.00	0.00	0.00	0.00	0.00
Total Department Revenues:		461,745.70	446,830.64	450,143.80	10,202.78	450,143.80	396,000.00	396,000.00	396,000.00
LOCAL EFFORT REQUIRED		449,840.27	459,333.22	508,243.43	726,680.28	478,465.20	616,488.00	545,966.00	545,216.00

Activity:	Public Works										
Department:	Street Cleaning										
PROGRAM DESCRIPTION											
The Street Cleaning Program, which has previously been included within the Street Maintenance Program, encompasses mechanical street sweeping and special curbside refuse collection. The City uses one mechanical street sweeper to clean the 125 lane miles of paved streets within the City. In addition, a three-man crew, using a front end loader and dump truck, pick up tree and brush cuttings once a week on a special call basis.											
PERSONNEL DETAIL											
			NO.			SALARY:			2018		2018
			2016	2017	2018	2016	2017	2017	2018	PROPOSED	COUNCIL
POSITION	GRADE	%	ACTUAL	REVISED	PROPOSED	ACTUAL	BUDGET	REVISED	REQUEST	BUDGET	APPROVED
Maintenance 1	N/A	50	0	1	1	0	23,580		24,690	24,690	24,690
Maintenance 2	N/A	50	1	1	1	22,464	0		23,483	23,483	23,483
Maintenance 1	N/A	50	0	1	1	0	23,580		24,170	24,170	24,170
Maintenance 1	N/A	50	1	0	1	23,119	0		23,483	23,483	23,483
Maintenance 4	N/A	50	1	0	0	46,238	0		18,959	0	0
Summer Help						5,400	0		6,240	6,240	6,240
TOTALS			1.5	2	2	97,221	47,160		121,025	102,066	102,066

Activity:	Public Works								
Department:	Street Cleaning								
Appropriations									
Budget Account		2015	2016	2017	2017	2017	2018	2018	2018
Account	Description	Actual Expenditures	Actual Expenditures	Modified as of 09/30/17	Actual Expend. as of 09/30/17	Est. Expend. by Year End	Departmental Request	Proposed Budget	Council Approved
A5115.110	Salaries	119,993.44	86,659.13	47,160.00	60,335.69	65,000.00	121,025.00	102,066.00	102,066.00
A5115.120	Overtime	5,857.77	880.51	2,000.00	8,013.44	15,000.00	1,500.00	1,500.00	1,500.00
	.1 Subtotals:	125,851.21	87,539.64	49,160.00	68,349.13	80,000.00	122,525.00	103,566.00	103,566.00
A5115.490	Materials & Supplies	7,056.98	6,846.75	7,000.00	2,399.93	7,000.00	7,000.00	7,000.00	7,000.00
	.4 Subtotals:	7,056.98	6,846.75	7,000.00	2,399.93	7,000.00	7,000.00	7,000.00	7,000.00
A5115.810	State Retirement	19,998.00	18,825.00	14,907.00	11,178.00	14,907.00	13,776.00	13,776.00	13,776.00
A5115.830	Social Security Expense	9,628.00	5,642.00	3,838.00	5,029.60	6,120.00	9,374.00	7,923.00	7,923.00
A5115.850	NYS Disability	10.00	12.00	44.00	12.45	44.00	36.00	36.00	36.00
A5115.860	Health Insurance	19,957.00	21,358.00	34,068.00	19,738.78	34,068.00	35,615.00	35,615.00	35,615.00
	.8 Subtotals:	49,593.00	45,837.00	52,857.00	35,958.83	55,139.00	58,801.00	57,350.00	57,350.00
Total Department Appropriations:		182,501.19	140,223.39	109,017.00	106,707.89	142,139.00	188,326.00	167,916.00	167,916.00
Revenues									
Total Department Revenues:		0.00	0.00	0.00	0.00	0.00	0.00	0.00	0.00
LOCAL EFFORT REQUIRED		182,501.19	140,223.39	109,017.00	106,707.89	142,139.00	188,326.00	167,916.00	167,916.00

Activity:	Public Works										
Department:	Public Works Garage										
PROGRAM DESCRIPTION											
This program is responsible for servicing, maintaining, and repair of City-owned motor driven equipment. Activities include preventive maintenance and break down repairs on the City's fleet of light trucks and automobiles, dump trucks, and light construction vehicles such as graders, front end loaders, and dozers.											
Contractual expenses include gasoline, vehicle repair parts, and utility and maintenance expenses for the public works garage building.											
PERSONNEL DETAIL											
			NO.			SALARY:			2018		2018
			2016	2017	2018	2016	2017	2017	2018	PROPOSED	COUNCIL
POSITION	GRADE	%	ACTUAL	REVISED	PROPOSED	ACTUAL	BUDGET	REVISED	REQUEST	BUDGET	APPROVED
Maintenance 1	N/A	0	1	0	0	46,238	3,891	0	0	0	0
Maintenance 1	N/A	100	1	1	1	46,238	15,563		48,339	48,339	48,339
Maintenance 1	N/A	100	0	1	1	0	12,211		48,339	48,339	48,339
TOTALS			2	2	2	92,476	31,665		96,678	96,678	96,678

Activity:	Public Works								
Department:	Public Works Garage								
Appropriations									
Budget Account		2015	2016	2017	2017	2017	2018	2018	2018
Account	Description	Actual Expenditures	Actual Expenditures	Modified as of 09/30/17	Actual Expend. as of 09/30/17	Est. Expend. by Year End	Departmental Request	Proposed Budget	Council Approved
A5132.110	Salaries	88,815.75	103,234.78	31,665.00	23,434.34	31,665.00	96,678.00	96,678.00	96,678.00
A5132.120	Overtime	3,593.59	2,575.49	1,000.00	0.00	1,000.00	1,000.00	1,000.00	1,000.00
A5132.140	Time Accruals Payouts	0.00	0.00	2,365.09	2,365.09	7,096.00	0.00	0.00	0.00
A5132.155	Clothing Allowance	0.00	1,129.00	850.00	850.00	850.00	850.00	850.00	850.00
	.1 Subtotals:	92,409.34	106,939.27	35,880.09	26,649.43	40,611.00	98,528.00	98,528.00	98,528.00
A5132.240	Specialized Equipment	1,851.05	1,460.09	2,500.00	686.95	2,500.00	2,500.00	2,500.00	2,500.00
	.2 Subtotals:	1,851.05	1,460.09	2,500.00	686.95	2,500.00	2,500.00	2,500.00	2,500.00
A5132.330	Capital Construction	19,523.17	0.00	0.00	0.00	0.00	15,000.00	15,000.00	15,000.00
	.3 Subtotals:	19,523.17	0.00	0.00	0.00	0.00	15,000.00	15,000.00	15,000.00
A5132.410	Travel	0.00	0.00	200.00	0.00	200.00	200.00	200.00	200.00
A5132.440	Equipment Maintenance	122,661.11	104,218.38	125,000.00	88,291.97	125,000.00	155,000.00	155,000.00	155,000.00
A5132.450	Building Maintenance	6,383.53	7,593.93	5,500.00	4,553.50	5,500.00	10,000.00	10,000.00	10,000.00
A5132.460	Heat, Lights & Power	28,132.58	21,389.32	26,000.00	13,320.05	26,000.00	30,000.00	30,000.00	30,000.00
A5132.470	Rentals	341.84	583.21	500.00	0.00	500.00	500.00	500.00	500.00
A5132.480	Gasoline	69,482.28	55,873.32	75,000.00	43,831.20	75,000.00	75,000.00	75,000.00	75,000.00
A5132.490	Materials & Supplies	52,210.53	21,992.07	25,000.00	8,952.15	25,000.00	25,000.00	25,000.00	25,000.00
	.4 Subtotals:	279,211.87	211,650.23	257,200.00	158,948.87	257,200.00	295,700.00	295,700.00	295,700.00
A5132.510	Professional Training	0.00	0.00	1,000.00	0.00	1,000.00	1,000.00	1,000.00	1,000.00
A5132.515	Consultants	0.00	0.00	4,650.00	1,162.50	4,650.00	13,950.00	13,950.00	13,950.00
A5132.550	Uniforms & Clothing Allowa	0.00	320.00	360.00	343.00	360.00	360.00	360.00	360.00
	.5 Subtotals:	0.00	320.00	6,010.00	1,505.50	6,010.00	15,310.00	15,310.00	15,310.00
A5132.810	State Retirement	20,830.00	19,605.00	15,528.00	11,646.00	15,528.00	14,350.00	14,350.00	14,350.00
A5132.830	Social Security Expense	7,069.00	7,043.00	2,564.00	2,311.67	3,107.00	7,538.00	7,538.00	7,538.00
A5132.850	NYS Disability	20.00	23.00	15.00	4.25	15.00	36.00	36.00	36.00
A5132.860	Health Insurance	39,910.00	42,713.00	36,248.00	21,002.06	36,248.00	61,685.00	61,685.00	61,685.00
	.8 Subtotals:	67,829.00	69,384.00	54,355.00	34,963.98	54,898.00	83,609.00	83,609.00	83,609.00
Total Department Appropriations:		460,824.43	389,753.59	355,945.09	222,754.73	361,219.00	510,647.00	510,647.00	510,647.00
Revenues									
Received from Water/Sewer Funds		0.00	0.00	184,472.00	0.00	184,472.00	340,432.00	340,432.00	340,432.00
Fund Balance		2,000.00	24,000.00	0.00	0.00	0.00	0.00	0.00	0.00
Total Department Revenues:		2,000.00	24,000.00	184,472.00	0.00	184,472.00	340,432.00	340,432.00	340,432.00
LOCAL EFFORT REQUIRED		458,824.43	365,753.59	171,473.09	222,754.73	176,747.00	170,215.00	170,215.00	170,215.00

Activity:	Public Works										
Department:	Snow Removal										
PROGRAM DESCRIPTION											
This program provides for all snow removal activities. All streets within the City receive attention on a priority basis, with the most heavily traveled streets receiving first attention. Primary activities are plowing, salting, snow removal and intersection clearance. Contractual expenses are budgeted for 1,500 tons of salt, 2,000 yards of screened sand, and four months of front end loader rental.											
PERSONNEL DETAIL											
			NO.			SALARY:			2018		2018
			2016	2017	2018	2016	2017	2017	2018	PROPOSED	COUNCIL
POSITION	GRADE	%	ACTUAL	REVISED	PROPOSED	ACTUAL	BUDGET	REVISED	REQUEST	BUDGET	APPROVED
Maintenance 1	N/A	25	1	1	1	23,119	11,790		12,345	12,345	12,345
Maintenance 2	N/A	25	0	1	1	0	11,456		12,085	12,085	12,085
Maintenance 1	N/A	20	0	1	1	0	9,432	9,639	9,876	9,876	9,876
Maintenance 1	N/A	20	0	1	1	0	9,432	9,639	9,876	9,876	9,876
Maintenance 1	N/A	20	0	1	1	0	9,432		9,668	9,668	9,668
Maintenance 1	N/A	25	1	1	1	23,119	11,790		12,085	12,085	12,085
Maintenance 2	N/A	25	0	1	1	0	11,456		11,742	11,742	11,742
Maintenance 1	N/A	50/25	1	1	1	23,119	11,790		12,085	12,085	12,085
Maintenance 1	N/A	50/25	1	1	1	23,119	11,790		12,085	12,085	12,085
Maintenance 2	N/A	25	0	1	1	0	11,456		11,742	11,742	11,742
Maintenance 2	N/A	50/25	1	1	1	23,119	11,790		10,613	10,613	10,613
Maintenance 1	N/A	25	0	1	1	0	11,790		12,085	12,085	12,085
Maintenance 2	N/A	25	0	1	1	0	11,456		12,085	12,085	12,085
Maintenance 1	N/A	25	0	1	1	0	11,790		12,085	12,085	12,085
Maintenance 1	N/A	25	0	1	1	0	11,790		12,085	12,085	12,085
Maintenance 1	N/A	25	0	1	1	0	11,456	11,789	12,085	12,085	12,085
Maintenance 1	N/A	25	0	1	1	0	11,790		12,085	12,085	12,085
Maintenance 3	N/A	25	0	1	0	0	11,790		9,880	0	0
Maintenance 4	N/A	25	0	0	0	0	11,790		9,480	0	0
									5,814	5,814	5,814
TOTALS			2.5	4.6	4.1	115,595	215,267		221,886	202,526	202,526

Activity:	Public Works								
Department:	Snow Removal								
Appropriations									
Budget Account		2015	2016	2017	2017	2017	2018	2018	2018
Account	Description	Actual Expenditures	Actual Expenditures	Modified as of 09/30/17	Actual Expend. as of 09/30/17	Est. Expend. by Year End	Departmental Request	Proposed Budget	Council Approved
A5142.110	Salaries	167,746.16	165,260.06	215,267.00	91,839.34	205,267.00	220,514.00	202,526.00	202,526.00
A5142.120	Overtime	28,191.77	22,014.83	30,000.00	20,776.92	30,000.00	30,000.00	30,000.00	30,000.00
	.1 Subtotals:	195,937.93	187,274.89	245,267.00	112,616.26	235,267.00	250,514.00	232,526.00	232,526.00
A5142.240	Specialized Equipment	0.00	15,095.00	5,000.00	4,680.00	4,680.00	27,000.00	0.00	0.00
	.2 Subtotals:	0.00	15,095.00	5,000.00	4,680.00	4,680.00	27,000.00	0.00	0.00
A5142.310	Capital Equipment	7,500.00	0.00	0.00	0.00	0.00	0.00	0.00	0.00
	.3 Subtotals:	7,500.00	0.00	0.00	0.00	0.00	0.00	0.00	0.00
A5142.440	Equipment Maintenance	16,327.31	7,888.65	9,000.00	6,240.41	9,000.00	0.00	0.00	0.00
A5142.470	Rentals	0.00	0.00	0.00	0.00	0.00	0.00	0.00	0.00
A5142.490	Materials & Supplies	60,478.82	78,224.84	80,000.00	5,745.86	60,000.00	80,000.00	80,000.00	80,000.00
	.4 Subtotals:	76,806.13	86,113.49	89,000.00	11,986.27	69,000.00	80,000.00	80,000.00	80,000.00
A5142.810	State Retirement	49,827.00	46,917.00	37,145.00	27,855.00	37,145.00	34,326.00	34,326.00	34,326.00
A5142.830	Social Security Expense	14,989.00	10,529.00	18,763.00	8,249.29	17,998.00	19,165.00	17,789.00	17,789.00
A5142.850	NYS Disability	28.00	35.00	102.00	28.85	102.00	74.00	74.00	74.00
A5142.860	Health Insurance	46,563.00	49,833.00	69,498.00	40,267.12	69,498.00	76,216.00	76,216.00	76,216.00
	.8 Subtotals:	111,407.00	107,314.00	125,508.00	76,400.26	124,743.00	129,781.00	128,405.00	128,405.00
Total Department Appropriations:		391,651.06	395,797.38	464,775.00	205,682.79	433,690.00	487,295.00	440,931.00	440,931.00
Revenues									
A1730	Sidewalk Snow Removal	2,023.56	723.99	2,000.00	879.74	1,000.00	1,000.00	1,000.00	1,000.00
A2302	Snow Removal	35,535.99	45,200.28	35,000.00	38,187.78	40,000.00	35,000.00	35,000.00	35,000.00
	Fund Balance	12,500.00	7,500.00	0.00	0.00	0.00	0.00	0.00	0.00
Total Department Revenues:		50,059.55	53,424.27	37,000.00	39,067.52	41,000.00	36,000.00	36,000.00	36,000.00
LOCAL EFFORT REQUIRED		341,591.51	342,373.11	427,775.00	166,615.27	392,690.00	451,295.00	404,931.00	404,931.00

Activity:	Public Works								
Department:	Street Lighting								
PROGRAM DESCRIPTION									
This program provides for the operations and maintenance of all City street lights under a contract with National Grid or owned by the City and maintained under private service contracts. All City street lighting has been converted to energy efficient high sodium lighting. Since 1980 the City has added 78 new street lights. The City's street lighting program is administered by the DPW Director.									
Appropriations									
Budget Account		2015	2016	2017	2017	2017	2018	2018	2018
		Actual	Actual	Modified	Actual Expend.	Est. Expend.	Departmental	Proposed	Council
Account	Description	Expenditures	Expenditures	as of 09/30/17	as of 09/30/17	by Year End	Request	Budget	Approved
A5182.440	Equipment Maintenance	0.00	0.00	2,500.00	0.00	2,500.00	2,500.00	2,500.00	2,500.00
A5182.460	Heat, Lights & Power	211,031.56	223,964.71	180,000.00	219,032.42	247,000.00	180,000.00	180,000.00	180,000.00
A5182.490	Materials & Supplies	1,064.57	1,386.00	1,500.00	0.00	1,500.00	1,500.00	1,500.00	1,500.00
	.4 Subtotals:	212,096.13	225,350.71	184,000.00	219,032.42	251,000.00	184,000.00	184,000.00	184,000.00
Total Department Appropriations:		212,096.13	225,350.71	184,000.00	219,032.42	251,000.00	184,000.00	184,000.00	184,000.00
Revenues									
Total Department Revenues:		0.00	0.00	0.00	0.00	0.00	0.00	0.00	0.00
LOCAL EFFORT REQUIRED		212,096.13	225,350.71	184,000.00	219,032.42	251,000.00	184,000.00	184,000.00	184,000.00

Activity:	Public Works										
Department:	Sidewalks										
PROGRAM DESCRIPTION											
This program is responsible for the repair of existing sidewalks and placement of new sidewalks on City property as well as adjacent to private residential property.											
Under the present sidewalk repair program, the City provides sidewalk replacement to residential parcels at 50% of the cost to the City except for corner lots, which shall be assessed 50% for the shorter street frontage of the parcel and 25% for the longer frontage. For tax-exempt property the owner must pay 100% of the cost. If/when monies are made available by the Council during the annual budgetary process for sidewalk construction, property owners are eligible for reimbursement based upon the established reimbursement rate until funds have been exhausted. This is a first-come, first-serve program.											
The City pays the full cost of sidewalk replacement at intersections.											
City crews have principal responsibility for public and municipal sidewalks.											
PERSONNEL DETAIL			NO.			SALARY:				2018	2018
			2016	2017	2018	2016	2017	2017	2018	PROPOSED	COUNCIL
POSITION	GRADE	%	ACTUAL	REVISED	PROPOSED	ACTUAL	BUDGET	REVISED	REQUEST	BUDGET	APPROVED
Maintenance 1	N/A	50	1	1	1	23,119	23,580		24,170	24,170	24,170
Maintenance 1	N/A	50	1	1	1	23,119	23,580		24,170	24,170	24,170
Maintenance 1	N/A	50	0	1	1	0	23,580		24,170	24,170	24,170
TOTALS			1	1.5	1.5	46,238	70,740		72,510	72,510	72,510

Activity:	Public Works								
Department:	Sidewalks								
Appropriations									
Budget Account		2015	2016	2017	2017	2017	2018	2018	2018
Account	Description	Actual Expenditures	Actual Expenditures	Modified as of 09/30/17	Actual Expend. as of 09/30/17	Est. Expend. by Year End	Departmental Request	Proposed Budget	Council Approved
A5410.110	Salaries	67,545.44	67,169.36	70,740.00	45,151.20	70,740.00	72,509.00	72,509.00	72,509.00
A5410.120	Overtime	3,153.60	1,007.73	1,000.00	118.77	1,000.00	1,000.00	1,000.00	1,000.00
	.1 Subtotals:	70,699.04	68,177.09	71,740.00	45,269.97	71,740.00	73,509.00	73,509.00	73,509.00
A5410.330	Capital Construction	10,971.79	43,969.80	5,000.00	0.00	2,500.00	50,000.00	5,000.00	5,000.00
	.3 Subtotals:	10,971.79	43,969.80	5,000.00	0.00	2,500.00	50,000.00	5,000.00	5,000.00
A5410.490	Materials & Supplies	24,477.95	18,814.71	20,000.00	6,442.83	15,000.00	25,000.00	25,000.00	25,000.00
	.4 Subtotals:	24,477.95	18,814.71	20,000.00	6,442.83	15,000.00	25,000.00	25,000.00	25,000.00
A5410.810	State Retirement	14,498.00	13,641.00	10,808.00	8,109.00	10,808.00	9,988.00	9,988.00	9,988.00
A5410.830	Social Security Expense	5,408.00	3,385.00	5,489.00	3,349.70	5,489.00	5,624.00	5,624.00	5,624.00
A5410.850	NYS Disability	14.00	17.00	33.00	9.34	33.00	27.00	27.00	27.00
A5410.860	Health Insurance	26,606.00	28,476.00	27,254.00	15,791.02	27,254.00	35,615.00	35,615.00	35,615.00
	.8 Subtotals:	46,526.00	45,519.00	43,584.00	27,259.06	43,584.00	51,254.00	51,254.00	51,254.00
Total Department Appropriations:		152,674.78	176,480.60	140,324.00	78,971.86	132,824.00	199,763.00	154,763.00	154,763.00
Revenues									
A1711	PW Services - Sidewalks	2,834.32	11,246.40	2,500.00	373.20	0.00	10,000.00	0.00	0.00
	Fund Balance	18,000.00	8,000.00	0.00	0.00	0.00	0.00	0.00	0.00
Total Department Revenues:		20,834.32	19,246.40	2,500.00	373.20	0.00	10,000.00	0.00	0.00
LOCAL EFFORT REQUIRED		131,840.46	157,234.20	137,824.00	78,598.66	132,824.00	189,763.00	154,763.00	154,763.00

Activity:	Public Works										
Department:	Shade Trees										
PROGRAM DESCRIPTION											
This program is responsible for the removal and trimming of trees in the right-of-way.											
PERSONNEL DETAIL			NO.			SALARY:			2018	2018	
			2016	2017	2018	2016	2017	2017	2018	PROPOSED	COUNCIL
POSITION	GRADE	%	ACTUAL	REVISED	PROPOSED	ACTUAL	BUDGET	REVISED	REQUEST	BUDGET	APPROVED
Maintenance 1	N/A	10%	0	1	1	0	4,716	4,819	4,938	4,938	4,938
Maintenance 1	N/A	10%	0	1	1	0	4,716	4,819	4,938	4,938	4,938
Maintenance 1	N/A	10%	0	1	1	0	4,716		4,834	4,834	4,834
TOTALS			0	0.3	0.3	0	14,148		14,710	14,710	14,710

Activity:	Public Works								
Department:	Shade Trees								
Appropriations									
Budget Account		2015	2016	2017	2017	2017	2018	2018	2018
Account	Description	Actual Expenditures	Actual Expenditures	Modified as of 09/30/17	Actual Expend. as of 09/30/17	Est. Expend. by Year End	Departmental Request	Proposed Budget	Council Approved
A8560.110	Salaries	0.00	0.00	14,148.00	20,842.80	25,000.00	14,710.00	14,710.00	14,710.00
A8560.120	Overtime	0.00	0.00	1,000.00	204.56	1,000.00	1,000.00	1,000.00	1,000.00
	.1 Subtotals:	0.00	0.00	15,148.00	21,047.36	26,000.00	15,710.00	15,710.00	15,710.00
A8560.240	Specialized Equipment	0.00	0.00	2,000.00	1,384.55	2,000.00	1,000.00	1,000.00	1,000.00
	.2 Subtotals:	0.00	0.00	2,000.00	1,384.55	2,000.00	1,000.00	1,000.00	1,000.00
A8560.330	Capital Construction	0.00	750.00	3,000.00	0.00	3,000.00	3,000.00	3,000.00	3,000.00
	.3 Subtotals:	0.00	750.00	3,000.00	0.00	3,000.00	3,000.00	3,000.00	3,000.00
A8560.440	Equipment Maintenance	2,068.01	0.00	3,000.00	875.65	3,000.00	0.00	0.00	0.00
A8560.472	Tree Removal	5,800.00	3,500.00	6,500.00	1,275.00	6,500.00	7,500.00	7,500.00	7,500.00
A8560.490	Materials & Supplies	932.53	721.83	1,000.00	124.40	1,000.00	1,000.00	1,000.00	1,000.00
	.4 Subtotals:	8,800.54	4,221.83	10,500.00	2,275.05	10,500.00	8,500.00	8,500.00	8,500.00
A8560.515	Consultants	0.00	13,355.00	5,000.00	0.00	5,000.00	5,000.00	5,000.00	5,000.00
	.5 Subtotals:	0.00	13,355.00	5,000.00	0.00	5,000.00	5,000.00	5,000.00	5,000.00
A8560.830	Social Security Expense	0.00	0.00	1,159.00	1,632.97	1,989.00	1,202.00	1,202.00	1,202.00
A8560.850	NYS Disability	0.00	0.00	7.00	1.98	7.00	5.00	5.00	5.00
A8560.860	Health Insurance	0.00	0.00	4,088.00	2,368.64	4,088.00	4,274.00	4,274.00	4,274.00
	.8 Subtotals:	0.00	0.00	5,254.00	4,003.59	6,084.00	5,481.00	5,481.00	5,481.00
Total Department Appropriations:		8,800.54	18,326.83	40,902.00	28,710.55	52,584.00	38,691.00	38,691.00	38,691.00
Revenues									
A2007	Tree Grants, Other	25,000.00	0.00	0.00	0.00	0.00	0.00	0.00	0.00
	Fund Balance	3,000.00	0.00	0.00	0.00	0.00	0.00	0.00	0.00
Total Department Revenues:		28,000.00	0.00	0.00	0.00	0.00	0.00	0.00	0.00
LOCAL EFFORT REQUIRED		(19,199.46)	18,326.83	40,902.00	28,710.55	52,584.00	38,691.00	38,691.00	38,691.00

Activity:	Economic Development								
Department:	Economic Development								
PROGRAM DESCRIPTION									
This program covers expenses associated with the general promotion of the community as a tourist area and as a site for industrial development. It includes the cost of various brochures. This program is administered by the Ogdensburg Chamber of Commerce under a contractual agreement with the City. Other Agencies requesting funds for municipally related services from the City are included here.									
			2015	2016	2017	2018	2018	2018	
			Approved	Approved	Approved	Agency	Proposed	Council	
			Budget	Budget	Budget	Request	Budget	Approved	
Administering Agency:									
	1. Ogdensburg Chamber of Commerce		11,500	11,500	10,500	17,500	10,500	11,500	
Other Contracted Agencies:									
	2. Pride & Beautification Commission		4,000	4,000	2,000	3,000	2,000	2,000	
	3. Ogdensburg Command Performance		2,500	2,500	100	500	100	500	
	4. Ogdensburg Garden Club		1,750	1,000	100	1,000	100	500	
	5. Forsyth's Rifles		850	850	100	100	100	500	
	Total		20,600	19,850	12,800	22,100	12,800	15,000	
Appropriations									
Budget Account									
		2015	2016	2017	2017	2017	2018	2018	2018
		Actual	Actual	Modified	Actual Expend.	Est. Expend.	Departmental	Proposed	Council
Account	Description	Expenditures	Expenditures	as of 09/30/17	as of 09/30/17	by Year End	Request	Budget	Approved
A6410.420	Office Expense	8,625.00	11,500.00	10,500.00	8,125.00	10,500.00	17,500.00	10,500.00	11,500.00
A6410.498	Other Contractual Expense	9,168.71	8,349.63	2,300.00	200.00	2,300.00	4,600.00	2,300.00	3,500.00
	.4 Subtotals:	17,793.71	19,849.63	12,800.00	8,325.00	12,800.00	22,100.00	12,800.00	15,000.00
Total Department Appropriations:		17,793.71	19,849.63	12,800.00	8,325.00	12,800.00	22,100.00	12,800.00	15,000.00
Revenues									
Total Department Revenues:									
		0.00	0.00	0.00	0.00	0.00	0.00	0.00	0.00
LOCAL EFFORT REQUIRED		17,793.71	19,849.63	12,800.00	8,325.00	12,800.00	22,100.00	12,800.00	15,000.00

RECREATION APPROPRIATION SUMMARY

<u>Department</u>	2015 <u>Actual</u>	2016 <u>Actual</u>	2017 <u>Budget</u>	Actual Exp <u>As of 9/30/17</u>	2017 <u>Est. Exp.</u>	2018 <u>Dept. Req.</u>	2018 <u>Proposed Budget</u>	2018 <u>Council Appr.</u>
<u>EXPENDITURE BY PROGRAM</u>								
A7020 Recreation Administration	159,127.83	161,050.00	147,157.00	101,888.12	145,473	146,849	146,849	146,849
A7110 Parks	288,499.04	327,115.27	269,571.61	203,746.77	221,451	187,940	181,440	189,899
A7140 Recreation Activities	67,536.47	72,032.69	61,877.00	33,287.30	57,303	59,829	59,829	59,829
A7180 Pool	62,557.65	55,223.61	53,019.00	44,655.48	50,063	62,921	62,921	59,477
A7181 Arena	77,363.34	86,493.44	70,449.00	42,647.83	66,757	69,924	69,924	69,924
TOTAL	<u>655,084.33</u>	<u>701,915.01</u>	<u>602,073.61</u>	<u>426,225.50</u>	<u>541,047</u>	<u>527,463</u>	<u>520,963</u>	<u>525,978</u>

EXPENDITURE BY OBJECT

.1 Personal Services	364,905.98	381,774.87	349,546.61	259,108.36	294,995	277,856	277,856	288,299
.2 Equipment	18,678.29	24,905.61	8,729.00	8,483.94	8,484	8,729	8,729	2,500
.3 Capital Outlay	3,425.57	315.18	0.00	0.00	0	6,500	0	0
.4 Other Contractual Exp.	159,514.49	170,922.35	142,095.00	92,500.60	141,002	136,995	136,995	136,995
.8 Fringe Benefits	108,560.00	123,997.00	101,703.00	66,132.60	96,566	97,383	97,383	98,184
TOTAL	<u>655,084.33</u>	<u>701,915.01</u>	<u>602,073.61</u>	<u>426,225.50</u>	<u>541,047</u>	<u>527,463</u>	<u>520,963</u>	<u>525,978</u>

Activity:	Recreation										
Department:	Recreation Administration										
PROGRAM DESCRIPTION											
This program encompasses the supervision and coordination of the City's diversified recreation program. It includes administrative expenses for the operation of the municipal pool, marina, playgrounds, public ice skating, community center, summer and winter recreation programs for residents of all ages, programs for at-risk youth, and special events. In addition, we oversee the maintenance of our city parks, arterial highway green areas, the mall, Crescent Park and the Maple City Trail. Program functions are carried out by the Director of Parks and Recreation. The City Recreation Commission serves as program advisor to the Director.											
PERSONNEL DETAIL											
			NO.			SALARY:			2018		2018
			2016	2017	2018	2016	2017	2017	2018	PROPOSED	COUNCIL
POSITION	GRADE	%	ACTUAL	REVISED	PROPOSED	ACTUAL	BUDGET	REVISED	REQUEST	BUDGET	APPROVED
Director	N/A	100	1	1	1	52,455	53,766	54,841	56,212	56,212	56,212
Clerk	6	100	1	1	1	40,210	41,215	41,215	42,246	42,246	42,246
TOTALS			2	2	2	92,665	94,981	96,056	98,458	98,458	98,458

Activity:	Recreation								
Department:	Recreation Administration								
Appropriations									
Budget Account		2015	2016	2017	2017	2017	2018	2018	2018
Account	Description	Actual Expenditures	Actual Expenditures	Modified as of 09/30/17	Actual Expend. as of 09/30/17	Est. Expend. by Year End	Departmental Request	Proposed Budget	Council Approved
A7020.110	Salaries	90,808.64	93,313.45	94,981.00	71,194.74	96,056.00	98,458.00	98,458.00	98,458.00
A7020.120	Overtime	476.52	0.00	0.00	0.00	0.00	0.00	0.00	0.00
A7020.130	Sick Leave Incentive	0.00	605.25	0.00	0.00	723.00	0.00	0.00	0.00
A7020.155	Clothing Allowance	720.00	360.00	550.00	550.00	550.00	400.00	400.00	400.00
	.1 Subtotals:	92,005.16	94,278.70	95,531.00	71,744.74	97,329.00	98,858.00	98,858.00	98,858.00
A7020.330	Capital Construction	0.00	315.18	0.00	0.00	0.00	0.00	0.00	0.00
	.3 Subtotals:	0.00	315.18	0.00	0.00	0.00	0.00	0.00	0.00
A7020.410	Travel	0.00	85.91	150.00	30.70	30.70	100.00	100.00	100.00
A7020.425	Telephone	3,156.17	2,938.42	3,000.00	2,117.13	3,000.00	3,000.00	3,000.00	3,000.00
A7020.440	Equipment Maintenance	234.87	917.35	1,100.00	138.00	1,100.00	1,000.00	1,000.00	1,000.00
A7020.450	Building Maintenance	4,267.87	5,987.70	6,000.00	2,145.54	6,000.00	6,000.00	6,000.00	6,000.00
A7020.480	Gasoline	11,237.77	7,078.00	9,500.00	5,552.00	6,000.00	6,000.00	6,000.00	6,000.00
A7020.490	Materials & Supplies	1,870.59	1,755.25	1,700.00	258.73	1,700.00	1,500.00	1,500.00	1,500.00
	.4 Subtotals:	20,767.27	18,762.63	21,450.00	10,242.10	17,830.70	17,600.00	17,600.00	17,600.00
A7020.510	Professional Training	1,406.40	1,758.49	625.00	275.00	625.00	625.00	625.00	625.00
	.5 Subtotals:	1,406.40	1,758.49	625.00	275.00	625.00	625.00	625.00	625.00
A7020.810	State Retirement	11,499.00	10,821.00	8,571.00	6,426.00	8,571.00	7,921.00	7,921.00	7,921.00
A7020.830	Social Security Expense	6,814.00	6,603.00	7,309.00	5,292.29	7,446.00	7,563.00	7,563.00	7,563.00
A7020.850	NYS Disability	30.00	35.00	44.00	12.45	44.00	36.00	36.00	36.00
A7020.860	Health Insurance	26,606.00	28,476.00	13,627.00	7,895.54	13,627.00	14,246.00	14,246.00	14,246.00
	.8 Subtotals:	44,949.00	45,935.00	29,551.00	19,626.28	29,688.00	29,766.00	29,766.00	29,766.00
Total Department Appropriations:		159,127.83	161,050.00	147,157.00	101,888.12	145,472.70	146,849.00	146,849.00	146,849.00
Revenues									
	Fund Balance	0.00	1,800.00	0.00	0.00	0.00	0.00	0.00	0.00
Total Department Revenues:		0.00	1,800.00	0.00	0.00	0.00	0.00	0.00	0.00
LOCAL EFFORT REQUIRED		159,127.83	159,250.00	147,157.00	101,888.12	145,472.70	146,849.00	146,849.00	146,849.00

Activity:	Recreation										
Department:	Parks										
PROGRAM DESCRIPTION											
This program includes the maintenance of all City parks, parkways, mall, etc. A total of over 65 acres is maintained. All City weed areas are also maintained. Park and Playground improvements and renovations are also included. Several special projects, throughout the summer, are correlated within our park programs.											
This program also covers the operation and maintenance of the Dobisky Community Center, the Greenbelt Recreational Area and Marina, the State Arterial Parkway, Crescent Park, Maple City Trail, the Ogdensburg Mall and Montroy, Father Martin, and Champlain fields.											
PERSONNEL DETAIL											
			NO.			SALARY:			2018		2018
			2016	2017	2018	2016	2017	2017	2018	PROPOSED	COUNCIL
POSITION	GRADE	%	ACTUAL	REVISED	PROPOSED	ACTUAL	BUDGET	REVISED	REQUEST	BUDGET	APPROVED
Sr Build Maintainer	6	100	1	1	0	46,560	47,724	0	0	0	0
P/R Maint Worker	N/A	100	1	1	1	28,912	29,494		30,222	30,222	30,222
Rec. Maint Worker	N/A	69	1	1	0	19,949	20,351	0	0	0	0
Cleaner	N/A	100	1	1	1	28,080	28,642		30,222	30,222	30,222
Laborer	N/A		1	1	1	7,000	7,760		8,320	8,320	8,320
Laborer	N/A		6	2	2	5,600	6,208		6,656	6,656	13,312
Laborer	N/A		2	2	4	4,480	2,182		2,329	2,329	9,316
Laborer	N/A		1	0	0	7,000	0		0	0	0
TOTALS			13.69	8.69	9	147,581	142,361		77,749	77,749	91,392

Activity:	Recreation								
Department:	Parks								
Appropriations									
Budget Account		2015	2016	2017	2017	2017	2018	2018	2018
Account	Description	Actual Expenditures	Actual Expenditures	Modified as of 09/30/17	Actual Expend. as of 09/30/17	Est. Expend. by Year End	Departmental Request	Proposed Budget	Council Approved
A7110.110	Salaries	166,329.18	181,625.50	150,752.00	114,507.93	108,384.00	77,749.00	77,749.00	91,392.00
A7110.120	Overtime	4,472.38	7,260.19	7,000.00	7,982.27	5,000.00	4,500.00	4,500.00	4,500.00
A7110.140	Time Accruals Payouts	0.00	0.00	2,156.61	2,156.61	2,157.00	0.00	0.00	0.00
A7110.155	Clothing Allowance	1,200.00	1,560.00	2,075.00	1,675.00	1,675.00	900.00	900.00	900.00
	.1 Subtotals:	172,001.56	190,445.69	161,983.61	126,321.81	117,216.00	83,149.00	83,149.00	96,792.00
A7110.240	Specialized Equipment	11,781.87	24,366.61	6,229.00	6,228.94	6,229.00	6,229.00	6,229.00	0.00
A7110.260	Playground Equipment	6,896.42	0.00	2,500.00	2,255.00	2,255.00	2,500.00	2,500.00	2,500.00
	.2 Subtotals:	18,678.29	24,366.61	8,729.00	8,483.94	8,484.00	8,729.00	8,729.00	2,500.00
A7110.330	Capital Construction	70.84	0.00	0.00	0.00	0.00	6,500.00	0.00	0.00
	.3 Subtotals:	70.84	0.00	0.00	0.00	0.00	6,500.00	0.00	0.00
A7110.425	Telephone	294.36	344.95	400.00	196.69	400.00	400.00	400.00	400.00
A7110.440	Equipment Maintenance	15,572.15	16,297.96	11,000.00	7,181.80	11,000.00	7,000.00	7,000.00	7,000.00
A7110.460	Heat, Lights & Power	20,318.90	18,498.21	16,320.00	12,824.34	16,320.00	16,320.00	16,320.00	16,320.00
A7110.490	Materials & Supplies	13,009.93	13,112.43	11,000.00	10,394.52	11,000.00	10,000.00	10,000.00	10,000.00
A7110.491	Matrls. & Supplies: Marina	2,030.01	2,263.42	2,000.00	1,527.56	2,000.00	2,000.00	2,000.00	2,000.00
	.4 Subtotals:	51,225.35	50,516.97	40,720.00	32,124.91	40,720.00	35,720.00	35,720.00	35,720.00
A7110.810	State Retirement	6,832.00	6,417.00	5,093.00	3,816.00	5,093.00	4,707.00	4,707.00	4,707.00
A7110.830	Social Security Expense	13,055.00	12,621.00	12,076.00	9,288.44	8,968.00	6,361.00	6,361.00	7,406.00
A7110.850	NYS Disability	30.00	35.00	89.00	25.18	89.00	36.00	36.00	36.00
A7110.860	Health Insurance	26,606.00	42,713.00	40,881.00	23,686.49	40,881.00	42,738.00	42,738.00	42,738.00
	.8 Subtotals:	46,523.00	61,786.00	58,139.00	36,816.11	55,031.00	53,842.00	53,842.00	54,887.00
Total Department Appropriations:		288,499.04	327,115.27	269,571.61	203,746.77	221,451.00	187,940.00	181,440.00	189,899.00
Revenues									
A2006	Marina Dock Rental	41,195.70	39,868.82	43,076.00	44,202.42	43,800.00	44,000.00	44,000.00	44,000.00
	Fund Balance	29,000.00	19,000.00	0.00	0.00	0.00	0.00	0.00	0.00
Total Department Revenues:		70,195.70	58,868.82	43,076.00	44,202.42	43,800.00	44,000.00	44,000.00	44,000.00
LOCAL EFFORT REQUIRED		218,303.34	268,246.45	226,495.61	159,544.35	177,651.00	143,940.00	137,440.00	145,899.00

Activity:	Recreation										
Department:	Recreation Activities										
PROGRAM DESCRIPTION											
This program includes all city recreation summer and winter programs and activities, for residents of all ages, throughout the year. There are over 25 programs and activities along with special events, i.e. Open Picklebaall, Halloween Skate, Senior Picnic and more for city residents to enjoy. The department employs over 50 college and high school students to run its recreation programs throughout the year.											
PERSONNEL DETAIL											
SUMMER PROGRAMS											
POSITION		#	# Hours	@	COST	POSITION		#	# Hours	@	COST
Recreation Leader		3	884	\$10.40	\$27,581	CHEERLEADING					
						Supervisor		1	30	\$11.00	\$330
WRESTLING						Instructor		2	20	\$10.40	\$416
Instructor		volunteers	30	\$0.00	\$0					Total	\$746
						SOCCKER					
TRACK						Supervisor		1	30	\$11.00	\$330
Supervisor		1	30	\$11.00	\$330	Instructor		2	20	\$10.40	\$416
Instructor		1	20	\$10.40	\$208					Total	\$746
				Total	\$538	FOOTBALL					
GYMNASTICS	(1 week)					Supervisor		1	30	\$11.00	\$330
Supervisor		1	30	\$11.00	\$330	Instructor		1	20	\$10.40	\$208
Instructor		2	20	\$10.40	\$416					Total	\$538
				Total	\$746	HOCKEY CAMP					
ARTS & CRAFTS						Supervisor		1	30	\$11.00	\$330
Instructor		2	48	\$10.40	\$999	Instructor		2	20	\$10.40	\$416
										Total	\$746
BOYS & GIRLS BASKETBALL						LACROSSE					
Supervisor		2	30	\$11.00	\$660	Supervisor		1	30	\$11.00	\$330
Instructor		1	20	\$10.40	\$208	Instructor		1	20	\$10.40	\$208
					\$868					Total	\$538
BASEBALL CAMP	(1 week)										
Supervisor		1	30	\$11.00	\$330						
Instructor		2	20	\$10.40	\$416						
				Total	\$746						

Activity:	Recreation											
Department:	Recreation Activities											
PERSONNEL DETAIL (continued)												
WINTER PROGRAMS												
POSITION		#	# Hours	@	COST		POSITION		#	# Hours	@	COST
SKATING							SWIMMING					
Supervisors		4	100	\$10.40	\$4,160		Lifeguards		2	51	Paid by OFA	\$0
BIDDY BASKETBALL							GYMNASTICS					
Supervisors		volunteers	27	\$0.00	\$0		Supervisor		1	30	\$11.00	\$330
							Instructor		2	20	\$10.40	\$416
											Total	\$746
OTHER PROGRAMS												
(includes holiday specials and other department sponsored activities)												
Supervisor		2	60	\$10.40	\$1,248							
TOTAL WAGES					\$40,946							

Activity:	Recreation								
Department:	Recreation Activities								
Appropriations									
Budget Account		2015	2016	2017	2017	2017	2018	2018	2018
Account	Description	Actual Expenditures	Actual Expenditures	Modified as of 09/30/17	Actual Expend. as of 09/30/17	Est. Expend. by Year End	Departmental Request	Proposed Budget	Council Approved
A7140.110	Salaries	44,677.27	46,058.00	38,900.00	24,990.89	38,900.00	40,946.00	40,946.00	40,946.00
	.1 Subtotals:	44,677.27	46,058.00	38,900.00	24,990.89	38,900.00	40,946.00	40,946.00	40,946.00
A7140.430	Printing & Advertisement	2,694.65	1,670.36	1,500.00	152.91	500.00	750.00	750.00	750.00
A7140.470	Rentals	6,536.00	8,909.00	7,500.00	2,782.00	4,426.00	5,000.00	5,000.00	5,000.00
A7140.490	Materials & Supplies	10,210.55	12,307.33	11,000.00	3,526.48	10,500.00	10,000.00	10,000.00	10,000.00
	.4 Subtotals:	19,441.20	22,886.69	20,000.00	6,461.39	15,426.00	15,750.00	15,750.00	15,750.00
A7140.830	Social Security Expense	3,418.00	3,088.00	2,977.00	1,835.02	2,977.00	3,133.00	3,133.00	3,133.00
	.8 Subtotals:	3,418.00	3,088.00	2,977.00	1,835.02	2,977.00	3,133.00	3,133.00	3,133.00
Total Department Appropriations:		67,536.47	72,032.69	61,877.00	33,287.30	57,303.00	59,829.00	59,829.00	59,829.00
Revenues									
A2001	Park & Recreation Charges	25,397.23	23,869.62	26,000.00	16,200.42	23,000.00	23,000.00	23,000.00	23,000.00
A3820	Youth Programs Recreation	2,000.00	2,500.00	2,500.00	0.00	2,500.00	0.00	0.00	0.00
Total Department Revenues:		27,397.23	26,369.62	28,500.00	16,200.42	25,500.00	23,000.00	23,000.00	23,000.00
LOCAL EFFORT REQUIRED		40,139.24	45,663.07	33,377.00	17,086.88	31,803.00	36,829.00	36,829.00	36,829.00

Activity:	Recreation								
Department:	Pool								
Appropriations									
Budget Account		2015	2016	2017	2017	2017	2018	2018	2018
Account	Description	Actual Expenditures	Actual Expenditures	Modified as of 09/30/17	Actual Expend. as of 09/30/17	Est. Expend. by Year End	Departmental Request	Proposed Budget	Council Approved
A7180.110	Salaries	37,450.19	34,271.67	33,578.00	28,570.09	30,000.00	41,853.00	41,853.00	38,653.00
A7180.120	Overtime	1,905.65	821.00	2,500.00	1,236.77	1,400.00	2,500.00	2,500.00	2,500.00
	.1 Subtotals:	39,355.84	35,092.67	36,078.00	29,806.86	31,400.00	44,353.00	44,353.00	41,153.00
A7180.240	Specialized Equipment	0.00	539.00	0.00	0.00	0.00	0.00	0.00	0.00
	.2 Subtotals:	0.00	539.00	0.00	0.00	0.00	0.00	0.00	0.00
A7180.330	Capital Construction	3,354.73	0.00	0.00	0.00	0.00	0.00	0.00	0.00
	.3 Subtotals:	3,354.73	0.00	0.00	0.00	0.00	0.00	0.00	0.00
A7180.425	Telephone	939.89	1,002.77	800.00	667.48	800.00	800.00	800.00	800.00
A7180.460	Heat, Lights & Power	3,412.29	3,256.99	3,500.00	3,289.82	3,100.00	3,100.00	3,100.00	3,100.00
A7180.490	Materials & Supplies	10,613.90	10,310.18	8,500.00	7,691.13	9,000.00	10,000.00	10,000.00	10,000.00
	.4 Subtotals:	14,966.08	14,569.94	12,800.00	11,648.43	12,900.00	13,900.00	13,900.00	13,900.00
A7180.810	State Retirement	1,850.00	1,725.00	1,379.00	1,035.00	1,379.00	1,274.00	1,274.00	1,274.00
A7180.830	Social Security Expense	3,011.00	3,274.00	2,762.00	2,165.19	4,384.00	3,394.00	3,394.00	3,150.00
A7180.850	NYS Disability	20.00	23.00	0.00	0.00	0.00	0.00	0.00	0.00
	.8 Subtotals:	4,881.00	5,022.00	4,141.00	3,200.19	5,763.00	4,668.00	4,668.00	4,424.00
Total Department Appropriations:		62,557.65	55,223.61	53,019.00	44,655.48	50,063.00	62,921.00	62,921.00	59,477.00
Revenues									
A2002	LWRP	0.00	0.00	0.00	0.00	0.00	0.00	0.00	0.00
A2004	Pool Revenues	5,987.07	6,465.95	5,500.00	7,149.95	6,600.00	6,000.00	6,000.00	6,000.00
	Fund Balance	5,000.00	6,600.00	0.00	0.00	0.00	0.00	0.00	0.00
Total Department Revenues:		10,987.07	13,065.95	5,500.00	7,149.95	6,600.00	6,000.00	6,000.00	6,000.00
LOCAL EFFORT REQUIRED		51,570.58	42,157.66	47,519.00	37,505.53	43,463.00	56,921.00	56,921.00	53,477.00

Activity:	Recreation										
Department:	Arena										
PROGRAM DESCRIPTION											
The Richard G. Lockwood Civic Center is a year round, multi-purpose recreation center that supplements existing facilities. The center enables the City to expand public recreation programs, hours of operation especially during the ice season, provide space for special events and promote tourism related activities.											
PERSONNEL DETAIL			NO.			SALARY:			2018		2018
			2016	2017	2018	2016	2017	2017	2018	PROPOSED	COUNCIL
POSITION	GRADE	%	ACTUAL	REVISED	PROPOSED	ACTUAL	BUDGET	REVISED	REQUEST	BUDGET	APPROVED
Rec. Maint Worker	N/A	31	1	1	0	8,963	9,143		0	0	0
Laborer	N/A		2	2	2	3,500	3,880		10,400	10,400	10,400
TOTALS			2.31	2.31	2	12,463	13,023		10,400	10,400	10,400

Activity:	Recreation								
Department:	Arena								
Appropriations									
Budget Account		2015	2016	2017	2017	2017	2018	2018	2018
Account	Description	Actual Expenditures	Actual Expenditures	Modified as of 09/30/17	Actual Expend. as of 09/30/17	Est. Expend. by Year End	Departmental Request	Proposed Budget	Council Approved
A7181.110	Salaries	16,772.39	15,650.06	16,904.00	6,244.06	10,000.00	10,400.00	10,400.00	10,400.00
A7181.120	Overtime	93.76	249.75	150.00	0.00	150.00	150.00	150.00	150.00
	.1 Subtotals:	16,866.15	15,899.81	17,054.00	6,244.06	10,150.00	10,550.00	10,550.00	10,550.00
A7181.420	Office Expense	455.59	284.30	400.00	42.63	400.00	200.00	200.00	200.00
A7181.425	Telephone	746.08	693.69	600.00	460.90	600.00	700.00	700.00	700.00
A7181.440	Equipment Maintenance	9,466.35	8,744.28	9,300.00	7,839.33	9,300.00	9,000.00	9,000.00	9,000.00
A7181.450	Building Maintenance	5,195.73	9,573.22	4,500.00	3,080.52	4,500.00	4,000.00	4,000.00	4,000.00
A7181.460	Heat, Lights & Power	30,186.00	38,053.12	26,000.00	19,729.31	33,000.00	34,000.00	34,000.00	34,000.00
A7181.490	Materials & Supplies	5,658.44	5,079.02	5,700.00	596.08	5,700.00	5,500.00	5,500.00	5,500.00
	.4 Subtotals:	51,708.19	62,427.63	46,500.00	31,748.77	53,500.00	53,400.00	53,400.00	53,400.00
A7181.810	State Retirement	7,499.00	7,053.00	5,590.00	4,194.00	2,330.00	5,166.00	5,166.00	5,166.00
A7181.830	Social Security Expense	1,290.00	1,113.00	1,305.00	461.00	777.00	808.00	808.00	808.00
	.8 Subtotals:	8,789.00	8,166.00	6,895.00	4,655.00	3,107.00	5,974.00	5,974.00	5,974.00
Total Department Appropriations:		77,363.34	86,493.44	70,449.00	42,647.83	66,757.00	69,924.00	69,924.00	69,924.00
Revenues									
A2005	Arena	52,688.63	52,604.39	48,000.00	25,689.95	50,000.00	50,000.00	50,000.00	50,000.00
Total Department Revenues:		52,688.63	52,604.39	48,000.00	25,689.95	50,000.00	50,000.00	50,000.00	50,000.00
LOCAL EFFORT REQUIRED		24,674.71	33,889.05	22,449.00	16,957.88	16,757.00	19,924.00	19,924.00	19,924.00

NON-DEPARTMENTAL ITEMS APPROPRIATION SUMMARY

<u>Department</u>	<u>2015 Actual</u>	<u>2016 Actual</u>	<u>2017 Budget</u>	<u>Actual Exp As of 9/30/17</u>	<u>2017 Est. Exp.</u>	<u>2018 Dept. Req.</u>	<u>2018 Proposed Budget</u>	<u>2018 Council Appr.</u>
<u>EXPENDITURE BY PROGRAM</u>								
A1910 General Insurance	85,000.00	85,000.00	85,000.00	0.00	85,000	85,000	85,000	85,000
A9050 Unemployment Insurance	10,000.00	0.00	10,000.00	5,291.72	10,000	10,000	10,000	10,000
A9512 Contribution to Public Library & Remington Museum	710,239.00	710,239.00	646,854.00	195,000.00	646,854	646,854	606,854	576,854
A9700 Debt Service	285,849.52	293,072.48	271,912.00	270,167.32	271,912	320,465	320,465	320,465
A1990 Contingency	0.00	0.00	101,390.87	0.00	0	160,000	160,000	160,000
TOTAL	1,091,088.52	1,088,311.48	1,115,156.87	470,459.04	1,013,766	1,222,319	1,182,319	1,152,319

EXPENDITURE BY OBJECT

.1 Personal Service	0.00	0.00	73,243.87	0.00	0	80,000	80,000	80,000
.4 Other Contractual Exp.	795,239.00	795,239.00	760,001.00	195,000.00	731,854	811,854	771,854	741,854
.6 Debt Service	285,849.52	293,072.48	271,912.00	270,167.32	271,912	320,465	320,465	320,465
.8 Fringe Benefits	10,000.00	0.00	10,000.00	5,291.72	10,000	10,000	10,000	10,000
TOTAL	1,091,088.52	1,088,311.48	1,115,156.87	470,459.04	1,013,766	1,222,319	1,182,319	1,152,319

Activity:	Non-Departmental Items								
Department:	General Insurance								
PROGRAM DESCRIPTION									
This account covers general City liability, auto, property damage & other insurance not charged directly to the fund or activity covered, i. e. Water & Sewer Fund.									
Appropriations									
Budget Account		2015	2016	2017	2017	2017	2018	2018	2018
		Actual	Actual	Modified	Actual Expend.	Est. Expend.	Departmental	Proposed	Council
Account	Description	Expenditures	Expenditures	as of 09/30/17	as of 09/30/17	by Year End	Request	Budget	Approved
A1910.520	General Insurance	85,000.00	85,000.00	85,000.00	0.00	85,000.00	85,000.00	85,000.00	85,000.00
	.5 Subtotals:	85,000.00	85,000.00	85,000.00	0.00	85,000.00	85,000.00	85,000.00	85,000.00
Total Department Appropriations:		85,000.00	85,000.00	85,000.00	0.00	85,000.00	85,000.00	85,000.00	85,000.00
Revenues									
Total Department Revenues:		0.00	0.00	0.00	0.00	0.00	0.00	0.00	0.00
LOCAL EFFORT REQUIRED		85,000.00	85,000.00	85,000.00	0.00	85,000.00	85,000.00	85,000.00	85,000.00

Activity:	Non-Departmental Items								
Department:	Unemployment Insurance								
PROGRAM DESCRIPTION									
The City is self-insured for Unemployment Insurance. The City maintains a separate savings account to pay unemployment claims. When actual expenses are less than budgeted amount, the surplus is put into the savings account. When expenses are greater than the budgeted amount, money is transferred out of the savings account.									
Appropriations									
Budget Account		2015	2016	2017	2017	2017	2018	2018	2018
		Actual	Actual	Modified	Actual Expend.	Est. Expend.	Departmental	Proposed	Council
Account	Description	Expenditures	Expenditures	as of 09/30/17	as of 09/30/17	by Year End	Request	Budget	Approved
A9050.870	Unemployment Insurance	10,000.00	0.00	10,000.00	5,291.72	10,000.00	10,000.00	10,000.00	10,000.00
	.8 Subtotals:	10,000.00	0.00	10,000.00	5,291.72	10,000.00	10,000.00	10,000.00	10,000.00
Total Department Appropriations:		10,000.00	0.00	10,000.00	5,291.72	10,000.00	10,000.00	10,000.00	10,000.00
Revenues									
Total Department Revenues:		0.00	0.00	0.00	0.00	0.00	0.00	0.00	0.00
LOCAL EFFORT REQUIRED		10,000.00	0.00	10,000.00	5,291.72	10,000.00	10,000.00	10,000.00	10,000.00

Activity:	Non-Departmental Items								
Department:	Contribution to Library/Remington								
PROGRAM DESCRIPTION									
This program represents the City's (General Fund) financial contribution towards the operation and maintenance of the Ogdensburg Public Library and the Remington Museum of Western Art.									
Appropriations									
Budget Account		2015	2016	2017	2017	2017	2018	2018	2018
		Actual	Actual	Modified	Actual Expend.	Est. Expend.	Departmental	Proposed	Council
Account	Description	Expenditures	Expenditures	as of 09/30/17	as of 09/30/17	by Year End	Request	Budget	Approved
A9512.910	Contrib. to Public Library	543,366.00	543,366.00	503,635.00	195,000.00	503,635.00	503,635.00	483,635.00	453,635.00
A9512.950	Contrib. to Remington Museum	166,873.00	166,873.00	143,219.00	0.00	143,219.00	143,219.00	123,219.00	123,219.00
	.9 Subtotals:	710,239.00	710,239.00	646,854.00	195,000.00	646,854.00	646,854.00	606,854.00	576,854.00
Total Department Appropriations:		710,239.00	710,239.00	646,854.00	195,000.00	646,854.00	646,854.00	606,854.00	576,854.00
Revenues									
Total Department Revenues:		0.00	0.00	0.00	0.00	0.00	0.00	0.00	0.00
LOCAL EFFORT REQUIRED		710,239.00	710,239.00	646,854.00	195,000.00	646,854.00	646,854.00	606,854.00	576,854.00

Activity:	Non-Departmental Items								
Department:	Contingency								
PROGRAM DESCRIPTION									
The City's Contingent Account is established every year to pay for unanticipated expenditures. We also include funds for anticipated union contract settlements for the coming year.									
Appropriations									
Budget Account									
		2015	2016	2017	2017	2017	2018	2018	2018
Account	Description	Actual Expenditures	Actual Expenditures	Modified as of 09/30/17	Actual Expend. as of 09/30/17	Est. Expend. by Year End	Departmental Request	Proposed Budget	Council Approved
A1990.130	Sick Leave Incentive	0.00	0.00	39,150.00	0.00	0.00	40,000.00	40,000.00	40,000.00
A1990.140	Time Accruals Payouts	0.00	0.00	34,093.87	0.00	0.00	40,000.00	40,000.00	40,000.00
	.1 Subtotals:	0.00	0.00	73,243.87	0.00	0.00	80,000.00	80,000.00	80,000.00
A1990.498	Other Contractual Expense	0.00	0.00	28,147.00	0.00	0.00	80,000.00	80,000.00	80,000.00
	.4 Subtotals:	0.00	0.00	28,147.00	0.00	0.00	80,000.00	80,000.00	80,000.00
Total Department Appropriations:		0.00	0.00	101,390.87	0.00	0.00	160,000.00	160,000.00	160,000.00
Revenues									
Total Department Revenues:		0.00	0.00	0.00	0.00	0.00	0.00	0.00	0.00
LOCAL EFFORT REQUIRED		0.00	0.00	101,390.87	0.00	0.00	160,000.00	160,000.00	160,000.00

WATER FUND APPROPRIATION SUMMARY

<u>Department</u>	<u>2015 Actual</u>	<u>2016 Actual</u>	<u>2017 Budget</u>	<u>Actual Exp As of 9/30/17</u>	<u>2017 Est. Exp.</u>	<u>2018 Dept. Req.</u>	<u>2018 Proposed Budget</u>	<u>2018 Council Appr.</u>
EXPENDITURE BY PROGRAM								
F8310 Water Dept. Administration	509,924.10	637,480.72	587,816.00	149,453.43	587,779	740,666	719,788	719,788
F8320 Water Supply, Power & Pumping	703,366.07	738,719.37	953,822.00	707,677.71	953,797	865,493	815,493	815,493
F8340 Water Transmission & Distribution	594,066.15	648,326.69	550,245.00	416,644.71	544,785	465,448	437,448	437,448
F1910 General Insurance	85,000.00	85,000.00	85,000.00	0.00	85,000	85,000	85,000	85,000
F9050 Unemployment Insurance	0.00	6,766.24	0.00	0.00	0	0	0	0
F9710 Debt Service	39,001.00	39,131.00	49,373.00	46,238.00	49,373	59,367	59,367	59,367
F9901 Transfer Other Funds	0.00	0.00	250,000.00	0.00	250,000	250,000	250,000	250,000
TOTAL	1,931,357.32	2,155,424.02	2,476,256.00	1,320,013.85	2,470,733	2,465,974	2,367,096	2,367,096

EXPENDITURE BY OBJECT

.1 Personal Service	611,015.07	594,791.56	602,072.00	471,058.61	601,549	562,661	543,489	543,489
.2 Equipment	0.00	3,500.00	4,650.00	1,491.48	4,650	5,650	5,650	5,650
.3 Capital Outlay	142,989.41	216,684.46	367,988.00	335,882.36	367,988	174,033	146,033	146,033
.4 Other Contractual Exp.	698,131.84	829,876.76	809,332.00	210,239.03	804,332	1,027,698	977,638	977,638
.6 Debt Service	39,001.00	39,131.00	49,373.00	46,238.00	49,373	59,367	59,367	59,367
.8 Fringe Benefits	440,220.00	471,440.24	392,841.00	255,104.37	392,841	386,565	384,919	384,919
.9 Transfers	0.00	0.00	250,000.00	0.00	250,000	250,000	250,000	250,000
TOTAL	1,931,357.32	2,155,424.02	2,476,256.00	1,320,013.85	2,470,733	2,465,974	2,367,096	2,367,096

BREAKDOWN OF FRINGE BENEFITS

F.810 State Retirement	155,943.00	146,880.00	116,250.00	87,192.00	116,250	107,428	107,428	107,428
F.830 Social Security	44,688.00	54,245.00	46,060.00	34,411.95	46,060	43,045	41,579	41,579
F.850 NYS Disability	125.00	145.00	234.00	66.19	234	178	178	178
F.860 Health Insurance	239,464.00	263,404.00	230,297.00	133,434.23	230,297	235,914	235,734	235,734
F.870 Unemployment Insurance	0.00	6,766.24	0.00	0.00	0	0	0	0
TOTAL	440,220.00	471,440.24	392,841.00	255,104.37	392,841	386,565	384,919	384,919

WATER FUND APPROPRIATION SUMMARY BY OBJECT DETAIL

	2015	2016	2017	Actual Exp	2017	2018	2018	2018
	<u>Actual</u>	<u>Actual</u>	<u>Budget</u>	<u>As of 9/30/17</u>	<u>Est. Exp.</u>	<u>Dept. Req.</u>	<u>Proposed Budget</u>	<u>Council Appr.</u>
EXPENDITURE BY OBJECT DETAIL								
F.110	Salaries	588,247.17	545,525.49	556,844.00	447,310.97	556,844	534,227	515,214
F.120	Overtime	18,401.67	26,227.81	26,000.00	14,278.98	26,000	22,550	22,550
F.130	Sick Leave Incentive	286.23	818.61	1,654.00	0.00	1,654	0	0
F.140	Time Accruals Payouts	0.00	8,418.78	11,482.00	3,899.54	11,482	0	0
F.150	Longevity Incentive	0.00	7,955.85	0.00	0.00	0	0	0
F.155	Clothing Allowance	4,080.00	5,845.02	6,092.00	5,569.12	5,569	5,884	5,725
	TOTAL PERSONAL SERVICE	611,015.07	594,791.56	602,072.00	471,058.61	601,549	562,661	543,489
F.220	Office Equipment	0.00	0.00	0.00	0.00	0	1,000	1,000
F.240	Specialized Equipment	0.00	3,500.00	4,650.00	1,491.48	4,650	4,650	4,650
F.310	Capital Equipment	24,657.95	62,538.92	106,988.00	78,828.51	106,988	129,033	101,033
F.330	Capital Construction	118,331.46	154,145.54	261,000.00	257,053.85	261,000	45,000	45,000
	TOTAL EQUIP & CAPITAL OUTLAY	142,989.41	220,184.46	372,638.00	337,373.84	372,638	179,683	151,683
F.410	Travel	200.00	0.00	4,000.00	832.20	4,000	4,000	4,000
F.415	Computer Expense	0.00	0.00	0.00	0.00	0	47,686	47,686
F.420	Office Expense	75.56	1,866.80	2,100.00	457.26	2,100	3,500	3,500
F.422	Water Testing	4,225.00	4,910.00	12,500.00	8,445.00	12,500	28,000	28,000
F.425	Telephone	2,500.76	2,466.34	2,500.00	1,630.04	2,500	2,500	2,500
F.430	Printing & Advertising	395.56	576.24	850.00	850.00	850	1,200	1,200
F.440	Equipment Maintenance	26,447.29	24,302.73	133,570.00	18,890.18	128,570	220,907	220,907
F.450	Building Maintenance	25,000.00	1,196.15	22,000.00	12,170.00	22,000	25,000	25,000
F.460	Heat, Lights & Power	96,220.52	93,019.86	105,000.00	50,046.46	105,000	105,000	105,000
F.480	Gasoline/Propane	1,243.73	1,937.00	1,500.00	941.49	1,500	1,500	1,500
F.490	Materials & Supplies	123,073.79	126,103.61	110,300.00	73,014.20	110,300	115,500	115,500
F.498	Other Contractual Expense	4,620.59	5,549.38	19,000.00	14,708.21	19,000	60,500	10,500
	TOTAL CONTR., MAT. & SUPPLIES	284,002.80	261,928.11	413,320.00	181,985.04	408,320	615,293	565,293

WATER FUND APPROPRIATION SUMMARY BY OBJECT DETAIL

	2015 <u>Actual</u>	2016 <u>Actual</u>	2017 <u>Budget</u>	Actual Exp <u>As of 9/30/17</u>	2017 <u>Est. Exp.</u>	2018 <u>Dept. Req.</u>	2018 <u>Proposed Budget</u>	2018 <u>Council Appr.</u>
EXPENDITURE BY OBJECT DETAIL								
F.510 Professional Training	611.04	240.00	2,500.00	1,415.00	2,500	4,000	4,000	4,000
F.515 Consultants	298,636.00	441,072.00	202,438.00	24,940.47	202,438	208,384	208,384	208,384
F.517 Engineering Service	29,882.00	40,239.00	37,212.00	0.00	37,212	44,185	44,185	44,185
F.519 Code Enforcement Service	0.00	0.00	66,342.00	0.00	66,342	68,316	68,316	68,316
F.520 General Insurance	85,000.00	85,000.00	85,000.00	0.00	85,000	85,000	85,000	85,000
F.550 Uniform & Clothing Allowance	0.00	1,397.65	2,520.00	1,898.52	2,520	2,520	2,460	2,460
TOTAL CONTRACTED SERVICE	414,129.04	567,948.65	396,012.00	28,253.99	396,012	412,405	412,345	412,345
F.600 Principal on Indebtedness	31,051.00	31,809.00	32,568.00	32,568.00	32,568	50,754	50,754	50,754
F.700 Interest on Indebtedness	7,950.00	7,322.00	16,805.00	13,670.00	16,805	8,613	8,613	8,613
TOTAL DEBT SERVICE	39,001.00	39,131.00	49,373.00	46,238.00	49,373	59,367	59,367	59,367
F.810 State Retirement	155,943.00	146,880.00	116,250.00	87,192.00	116,250	107,428	107,428	107,428
F.830 Social Security	44,688.00	54,245.00	46,060.00	34,411.95	46,060	43,045	41,579	41,579
F.850 NYS Disability	125.00	145.00	234.00	66.19	234	178	178	178
F.860 Health Insurance	239,464.00	263,404.00	230,297.00	133,434.23	230,297	235,914	235,734	235,734
F.870 Unemployment Insurance	0.00	6,766.24	0.00	0.00	0	0	0	0
TOTAL FRINGE BENEFITS	440,220.00	471,440.24	392,841.00	255,104.37	392,841	386,565	384,919	384,919
F.905 Transfer to General Fund	0.00	0.00	250,000.00	0.00	250,000	250,000	250,000	250,000
TOTAL TRANSFERS	0.00	0.00	250,000.00	0.00	250,000	250,000	250,000	250,000
TOTAL WATER FUND	1,931,357.32	2,155,424.02	2,476,256.00	1,320,013.85	2,470,733	2,465,974	2,367,096	2,367,096

Activity:	Water Fund								
Department:	Water Department Revenues								
Revenues									
Budget Account		2015	2016	2017	2017	2017	2018	2018	2018
		Actual	Actual	Modified	Actual Revenue	Est. Revenue	Departmental	Proposed	Council
Account	Description	Revenue	Revenue	as of 9/30/17	as of 9/30/17	by Year End	Request	Budget	Approved
F2140	Metered Water Sales	691,351.53	763,466.58	725,000.00	515,676.77	725,000.00	797,500.00	797,500.00	797,500.00
F2142	Unmetered Water Sales	1,303,804.76	1,381,121.69	1,369,902.00	722,556.09	1,369,902.00	1,506,596.00	1,506,596.00	1,506,596.00
F2145	Thawing Pipes	9,320.18	183.96	2,000.00	188.28	188.00	0.00	0.00	0.00
F2146	Turn On & Off	4,589.00	5,546.87	5,000.00	3,763.10	5,000.00	5,000.00	5,000.00	5,000.00
F2147	New Services	12,229.81	31,784.67	28,242.00	4,121.00	4,121.00	5,000.00	5,000.00	5,000.00
F2148	All Other Miscellaneous	41,564.13	29,421.90	29,562.00	25,879.90	29,562.00	30,000.00	30,000.00	30,000.00
F2149	Interest & Penalties On Water Rents	13,597.20	17,595.29	13,500.00	16,895.58	21,000.00	23,000.00	23,000.00	23,000.00
F2401	Interest Earnings	25.69	377.22	0.00	0.00	0.00	0.00	0.00	0.00
F2812	Transfer From Fund Balance	0.00	0.00	303,050.00	0.00	303,050.00	98,878.00	0.00	0.00
Grand Totals:		2,076,482.30	2,229,498.18	2,476,256.00	1,289,080.72	2,457,823.00	2,465,974.00	2,367,096.00	2,367,096.00

Activity:	Water Fund										
Department:	Water Department Administration										
PROGRAM DESCRIPTION											
This program encompasses the administration of the City's Water Division, including water intake and pumping facilities, water treatment facilities, water storage tanks and reservoir, and water mains and hydrants. The salaries of those individuals responsible for the administration of these facilities is apportioned to this program. In addition, 33% of the City Engineering Office is apportioned to this program for engineering services devoted to the Water Department.											
PERSONNEL DETAIL											
			NO.			SALARY:				2018	2018
			2016	2017	2018	2016	2017	2017	2018	PROPOSED	COUNCIL
POSITION	GRADE	%	ACTUAL	REVISED	PROPOSED	ACTUAL	BUDGET	REVISED	REQUEST	BUDGET	APPROVED
Director, P.W.	N/A	33	1	1	1	25,809	26,454	26,983	27,657	27,657	27,657
Foreman, P.W.	N/A	33	1	0	0	9,303	0	0	0	0	0
Supervisor	N/A	33	1	1	0	8,677	17,771	17,973	18,210	0	0
Supervisor	N/A	33	1	1	1	8,677	17,771	17,973	18,210	18,210	18,210
Admin. Assistant	10	33	1	1	1	10,618	14,328	14,328	15,305	15,305	15,305
Sr. Acc't. Clerk	9	50	1	0	0	3,776	0	0	0	0	0
Account Clerk	7	50	1	1	1	19,951	21,300	22,325	22,883	22,883	22,883
Account Clerk	7	50	1	1	1	17,571	19,646	19,646	20,961	20,961	20,961
TOTALS			2.11	2.33	2	104,382	117,269	119,227	123,226	105,016	105,016

Activity:	Water Fund								
Department:	Water Department Administration								
Appropriations									
Budget Account		2015	2016	2017	2017	2017	2018	2018	2018
Account	Description	Actual Expenditures	Actual Expenditures	Modified as of 9/30/17	Actual Expend. as of 9/30/17	Est. Expend. by Year End	Departmental Request	Proposed Budget	Council Approved
F8310.110	Salaries	131,792.38	83,876.09	117,269.00	90,689.16	117,269.00	124,029.00	105,016.00	105,016.00
F8310.120	Overtime	0.00	253.80	3,500.00	1,552.38	3,500.00	4,750.00	4,750.00	4,750.00
F8310.130	Sick Leave Incentive	286.23	602.89	352.00	0.00	352.00	0.00	0.00	0.00
F8310.140	Time Accruals Payouts	0.00	8,418.78	352.00	0.00	352.00	0.00	0.00	0.00
F8310.150	Longevity Incentive	0.00	7,955.85	0.00	0.00	0.00	0.00	0.00	0.00
F8310.155	Clothing Allowance	240.00	316.47	617.00	579.50	579.50	434.00	275.00	275.00
	.1 Subtotals:	132,318.61	101,423.88	122,090.00	92,821.04	122,052.50	129,213.00	110,041.00	110,041.00
F8310.220	Office Equipment	0.00	0.00	0.00	0.00	0.00	1,000.00	1,000.00	1,000.00
	.2 Subtotals:	0.00	0.00	0.00	0.00	0.00	1,000.00	1,000.00	1,000.00
F8310.310	Capital Equipment	0.00	0.00	16,455.00	0.00	16,455.00	5,000.00	5,000.00	5,000.00
	.3 Subtotals:	0.00	0.00	16,455.00	0.00	16,455.00	5,000.00	5,000.00	5,000.00
F8310.410	Travel	200.00	0.00	1,000.00	93.70	1,000.00	1,000.00	1,000.00	1,000.00
F8310.415	Computer Expense	0.00	0.00	0.00	0.00	0.00	47,686.00	47,686.00	47,686.00
F8310.420	Office Expense	0.00	1,535.51	1,500.00	107.26	1,500.00	1,500.00	1,500.00	1,500.00
F8310.422	Water Testing	0.00	0.00	0.00	0.00	0.00	0.00	0.00	0.00
F8310.440	Equipment Maintenance	0.00	0.00	103,570.00	5,650.00	103,570.00	190,907.00	190,907.00	190,907.00
F8310.490	Materials & Supplies	369.99	0.00	300.00	0.00	300.00	500.00	500.00	500.00
F8310.498	Other Contractual Expense	582.50	398.00	1,000.00	205.00	1,000.00	1,000.00	1,000.00	1,000.00
	.4 Subtotals:	1,152.49	1,933.51	107,370.00	6,055.96	107,370.00	242,593.00	242,593.00	242,593.00
F8310.515	Consultants	298,636.00	441,072.00	157,788.00	0.00	157,788.00	167,759.00	167,759.00	167,759.00
F8310.517	Engineering Service	29,882.00	40,239.00	37,212.00	0.00	37,212.00	44,185.00	44,185.00	44,185.00
F8310.519	Code Enforcement Service	0.00	0.00	66,342.00	0.00	66,342.00	68,316.00	68,316.00	68,316.00
F8310.550	Uniform & Clothing Allowance	0.00	33.33	180.00	171.01	180.00	180.00	120.00	120.00
F8310.590	Contingency	0.00	0.00	0.00	0.00	0.00	0.00	0.00	0.00
	.5 Subtotals:	328,518.00	481,344.33	261,522.00	171.01	261,522.00	280,440.00	280,380.00	280,380.00
F8310.810	State Retirement	18,998.00	17,892.00	14,162.00	10,620.00	14,162.00	13,087.00	13,087.00	13,087.00
F8310.830	Social Security Expense	8,966.00	6,394.00	9,340.00	6,846.39	9,340.00	9,885.00	8,419.00	8,419.00
F8310.850	NYS Disability	14.00	17.00	52.00	14.71	52.00	42.00	42.00	42.00
F8310.860	Health Insurance	19,957.00	28,476.00	56,825.00	32,924.32	56,825.00	59,406.00	59,226.00	59,226.00
	.8 Subtotals:	47,935.00	52,779.00	80,379.00	50,405.42	80,379.00	82,420.00	80,774.00	80,774.00
Total Department Appropriations:		509,924.10	637,480.72	587,816.00	149,453.43	587,778.50	740,666.00	719,788.00	719,788.00
Total Department Revenues:		0.00	0.00	0.00	0.00	0.00	0.00	0.00	0.00
LOCAL EFFORT REQUIRED		509,924.10	637,480.72	587,816.00	149,453.43	587,778.50	740,666.00	719,788.00	719,788.00

Activity:	Water Fund											
Department:	Water Supply, Power, & Pumping											
PROGRAM DESCRIPTION												
This program is a 24-hour per day, 365 day program that involves pumping raw water from the St. Lawrence River to the City's water treatment facility on Ogden Street; filtering, treating, and testing the water, and pumping the treated water to the water towers and underground water reservoir. In addition to the salary expense for the program's seven full time employees, major expense items include electrical energy consumed in water pumping and chemicals used in water treatment.												
PERSONNEL DETAIL												
			NO.			SALARY:				2018	2018	
			2016	2017	2018	2016	2017	2017	2018	PROPOSED	COUNCIL	
POSITION	GRADE	%	ACTUAL	REVISED	PROPOSED	ACTUAL	BUDGET	REVISED	REQUEST	BUDGET	APPROVED	
Chief Operator	15	100	1	1	1	60,081	61,583	61,583	63,122	63,122	63,122	
WT Operator	11	100	1	1	1	52,664	53,980	53,980	55,330	55,330	55,330	
Maintenance 2	N/A	100	1	1	1	45,989	46,904	46,904	48,006	48,006	48,006	
Head Facility Maint	N/A	100	1	1	1	56,087	57,489	57,489	58,926	58,926	58,926	
WT Operator	11	0	1	0	0	49,664	50,905	0	0	0	0	
W/WTP-Oper Trainee	N/A	100	0	1	1			45,822	48,339	48,339	48,339	
Summer Help	N/A					5,400	5,820	5,820	6,240	6,240	6,240	
TOTALS			5	5	5	269,885	276,681	271,598	279,963	279,963	279,963	

Activity:	Water Fund								
Department:	Water Supply, Power, & Pumping								
Appropriations									
Budget Account		2015	2016	2017	2017	2017	2018	2018	2018
		Actual	Actual	Modified	Actual Expend.	Est. Expend.	Departmental	Proposed	Council
Account	Description	Expenditures	Expenditures	as of 9/30/17	as of 9/30/17	by Year End	Request	Budget	Approved
F8320.110	Salaries	281,776.63	290,654.35	276,681.00	212,649.52	276,681.00	279,963.00	279,963.00	279,963.00
F8320.120	Overtime	3,451.43	10,378.74	7,500.00	3,802.98	7,500.00	2,800.00	2,800.00	2,800.00
F8320.130	Sick Leave Incentive	0.00	215.72	830.00	0.00	830.00	0.00	0.00	0.00
F8320.140	Time Accruals Payouts	0.00	0.00	830.00	0.00	830.00	0.00	0.00	0.00
F8320.155	Clothing Allowance	2,240.00	2,000.00	2,075.00	2,050.00	2,050.00	2,100.00	2,050.00	2,050.00
	.1 Subtotals:	287,468.06	303,248.81	287,916.00	218,502.50	287,891.00	284,863.00	284,813.00	284,813.00
F8320.240	Specialized Equipment	0.00	2,000.00	2,000.00	0.00	2,000.00	2,000.00	2,000.00	2,000.00
	.2 Subtotals:	0.00	2,000.00	2,000.00	0.00	2,000.00	2,000.00	2,000.00	2,000.00
F8320.310	Capital Equipment	19,789.82	8,343.00	40,000.00	39,868.00	40,000.00	25,500.00	25,500.00	25,500.00
F8320.330	Capital Construction	0.00	30,000.00	166,000.00	165,309.50	166,000.00	10,000.00	10,000.00	10,000.00
	.3 Subtotals:	19,789.82	38,343.00	206,000.00	205,177.50	206,000.00	35,500.00	35,500.00	35,500.00
F8320.410	Travel	0.00	0.00	3,000.00	738.50	3,000.00	3,000.00	3,000.00	3,000.00
F8320.420	Office Expense	75.56	331.29	600.00	350.00	600.00	2,000.00	2,000.00	2,000.00
F8320.422	Water Testing	4,225.00	4,910.00	12,500.00	8,445.00	12,500.00	28,000.00	28,000.00	28,000.00
F8320.425	Telephone	2,500.76	2,466.34	2,500.00	1,630.04	2,500.00	2,500.00	2,500.00	2,500.00
F8320.430	Printing & Advertisement	395.56	576.24	850.00	850.00	850.00	1,200.00	1,200.00	1,200.00
F8320.440	Equipment Maintenance	6,715.22	8,090.42	10,000.00	6,940.54	10,000.00	30,000.00	30,000.00	30,000.00
F8320.450	Building Maintenance	25,000.00	1,196.15	22,000.00	12,170.00	22,000.00	25,000.00	25,000.00	25,000.00
F8320.460	Heat, Lights & Power	96,220.52	93,019.86	105,000.00	50,046.46	105,000.00	105,000.00	105,000.00	105,000.00
F8320.480	Gasoline	1,243.73	1,937.00	1,500.00	941.49	1,500.00	1,500.00	1,500.00	1,500.00
F8320.490	Materials & Supplies	62,579.61	83,300.38	70,000.00	49,070.01	70,000.00	70,000.00	70,000.00	70,000.00
F8320.498	Other Contractual Expense	1,997.23	2,702.88	15,000.00	13,440.71	15,000.00	58,000.00	8,000.00	8,000.00
	.4 Subtotals:	200,953.19	198,530.56	242,950.00	144,622.75	242,950.00	326,200.00	276,200.00	276,200.00
F8320.510	Professional Training	420.00	80.00	1,500.00	1,135.00	1,500.00	3,000.00	3,000.00	3,000.00
F8320.515	Consultants	0.00	0.00	40,000.00	24,940.47	40,000.00	40,625.00	40,625.00	40,625.00
F8320.550	Uniform & Clothing Allowance	0.00	280.00	900.00	614.16	900.00	900.00	900.00	900.00
	.5 Subtotals:	420.00	360.00	42,400.00	26,689.63	42,400.00	44,525.00	44,525.00	44,525.00
F8320.810	State Retirement	73,820.00	69,528.00	55,030.00	41,274.00	55,030.00	50,854.00	50,854.00	50,854.00
F8320.830	Social Security Expense	21,093.00	19,870.00	22,026.00	16,111.32	22,026.00	21,789.00	21,789.00	21,789.00
F8320.850	NYS Disability	46.00	53.00	111.00	31.40	111.00	90.00	90.00	90.00
F8320.860	Health Insurance	99,776.00	106,786.00	95,389.00	55,268.61	95,389.00	99,722.00	99,722.00	99,722.00
	.8 Subtotals:	194,735.00	196,237.00	172,556.00	112,685.33	172,556.00	172,455.00	172,455.00	172,455.00
Total Department Appropriations:		703,366.07	738,719.37	953,822.00	707,677.71	953,797.00	865,543.00	815,493.00	815,493.00
Total Department Revenues:		0.00	0.00	0.00	0.00	0.00	0.00	0.00	0.00
LOCAL EFFORT REQUIRED		703,366.07	738,719.37	953,822.00	707,677.71	953,797.00	865,543.00	815,493.00	815,493.00

Activity:	Water Fund										
Department:	Water Transmission & Distribution										
PROGRAM DESCRIPTION											
This program encompasses the maintenance and operation of all water mains, service laterals, water valves and fire hydrants in the City. It is staffed by five full-time employees under the supervision of the Director of Public Works.											
PERSONNEL DETAIL											
			NO.			SALARY:			2018	2018	
			2016	2017	2018	2016	2017	2017	2018	PROPOSED	COUNCIL
POSITION	GRADE	%	ACTUAL	REVISED	PROPOSED	ACTUAL	BUDGET	REVISED	REQUEST	BUDGET	APPROVED
Maintenance 1	N/A	35	1	1	1	16,183	16,506	16,868	17,283	17,283	17,283
Maintenance 1	N/A	35	1	1	1	16,183	16,506	16,868	17,283	17,283	17,283
Maintenance 1	N/A	35	1	1	1	16,183	16,506		16,919	16,919	16,919
Maintenance 1	N/A	50	1	1	1	46,235	23,580		24,170	24,170	24,170
Maintenance 1	N/A	25	1	1	1	11,232	11,456		12,085	12,085	12,085
Maintenance 1	N/A	50	1	1	1	46,238	23,580		24,170	24,170	24,170
Maintenance 1	N/A	25	1	1	1	11,232	11,456	11,789	12,085	12,085	12,085
MEM	N/A	33	1	0	0	23,119	12,211		0	0	0
MEM	N/A	33	1	0	0	15,259	3,891		0	0	0
MEM	N/A	33	1	0	0	15,259	15,563		0	0	0
Summer Help						5,400	5,820		6,240	6,240	6,240
TOTALS			7.2	3.29	2.55	222,523	157,074		130,235	130,235	130,235

Activity:	Water Fund								
Department:	Water Transmission & Distribution								
Appropriations									
Budget Account		2015	2016	2017	2017	2017	2018	2018	2018
Account	Description	Actual Expenditures	Actual Expenditures	Modified as of 9/30/17	Actual Expend. as of 9/30/17	Est. Expend. by Year End	Departmental Request	Proposed Budget	Council Approved
F8340.110	Salaries	174,678.16	170,995.05	162,894.00	143,972.29	162,894.00	130,235.00	130,235.00	130,235.00
F8340.120	Overtime	14,950.24	15,595.27	15,000.00	8,923.62	15,000.00	15,000.00	15,000.00	15,000.00
F8340.130	Sick Leave Incentive	0.00	0.00	472.00	0.00	472.00	0.00	0.00	0.00
F8340.140	Time Accruals Payouts	0.00	0.00	10,300.00	3,899.54	10,300.00	0.00	0.00	0.00
F8340.155	Clothing Allowance	1,600.00	3,528.55	3,400.00	2,939.62	2,939.62	3,400.00	3,400.00	3,400.00
	.1 Subtotals:	191,228.40	190,118.87	192,066.00	159,735.07	191,605.62	148,635.00	148,635.00	148,635.00
F8340.240	Specialized Equipment	0.00	1,500.00	2,650.00	1,491.48	2,650.00	2,650.00	2,650.00	2,650.00
	.2 Subtotals:	0.00	1,500.00	2,650.00	1,491.48	2,650.00	2,650.00	2,650.00	2,650.00
F8340.310	Capital Equipment	4,868.13	54,195.92	50,533.00	38,960.51	50,533.00	98,533.00	70,533.00	70,533.00
F8340.330	Capital Construction	118,331.46	124,145.54	95,000.00	91,744.35	95,000.00	35,000.00	35,000.00	35,000.00
	.3 Subtotals:	123,199.59	178,341.46	145,533.00	130,704.86	145,533.00	133,533.00	105,533.00	105,533.00
F8340.440	Equipment Maintenance	19,732.07	16,212.31	20,000.00	6,299.64	15,000.00	0.00	0.00	0.00
F8340.490	Materials & Supplies	60,124.19	42,803.23	40,000.00	23,944.19	40,000.00	45,000.00	45,000.00	45,000.00
F8340.498	Other Contractual Expense	2,040.86	2,448.50	3,000.00	1,062.50	3,000.00	1,500.00	1,500.00	1,500.00
	.4 Subtotals:	81,897.12	61,464.04	63,000.00	31,306.33	58,000.00	46,500.00	46,500.00	46,500.00
F8340.510	Professional Training	191.04	160.00	1,000.00	280.00	1,000.00	1,000.00	1,000.00	1,000.00
F8340.515	Consultants	0.00	0.00	4,650.00	0.00	4,650.00	0.00	0.00	0.00
F8340.550	Uniform & Clothing Allowance	0.00	1,084.32	1,440.00	1,113.35	1,440.00	1,440.00	1,440.00	1,440.00
	.5 Subtotals:	191.04	1,244.32	7,090.00	1,393.35	7,090.00	2,440.00	2,440.00	2,440.00
F8340.810	State Retirement	63,125.00	59,460.00	47,058.00	35,298.00	47,058.00	43,487.00	43,487.00	43,487.00
F8340.830	Social Security Expense	14,629.00	27,981.00	14,694.00	11,454.24	14,694.00	11,371.00	11,371.00	11,371.00
F8340.850	NYS Disability	65.00	75.00	71.00	20.08	71.00	46.00	46.00	46.00
F8340.860	Health Insurance	119,731.00	128,142.00	78,083.00	45,241.30	78,083.00	76,786.00	76,786.00	76,786.00
	.8 Subtotals:	197,550.00	215,658.00	139,906.00	92,013.62	139,906.00	131,690.00	131,690.00	131,690.00
Total Department Appropriations:		594,066.15	648,326.69	550,245.00	416,644.71	544,784.62	465,448.00	437,448.00	437,448.00
Total Department Revenues:		0.00	0.00	0.00	0.00	0.00	0.00	0.00	0.00
LOCAL EFFORT REQUIRED		594,066.15	648,326.69	550,245.00	416,644.71	544,784.62	465,448.00	437,448.00	437,448.00

Activity:	Water Fund								
Department:	Water General Insurance								
PROGRAM DESCRIPTION									
This account covers all general City liability, auto, property damage & other insurance not charged directly to the fund or activity covered, i. e. General & Sewer Funds.									
Appropriations									
Budget Account		2015	2016	2017	2017	2017	2018	2018	2018
Account	Description	Actual Expenditures	Actual Expenditures	Modified as of 9/30/17	Actual Expend. as of 9/30/17	Est. Expend. by Year End	Departmental Request	Proposed Budget	Council Approved
F1910.520	General Insurance	85,000.00	85,000.00	85,000.00	0.00	85,000.00	85,000.00	85,000.00	85,000.00
	.5 Subtotals:	85,000.00	85,000.00	85,000.00	0.00	85,000.00	85,000.00	85,000.00	85,000.00
Total Department Appropriations:		85,000.00	85,000.00	85,000.00	0.00	85,000.00	85,000.00	85,000.00	85,000.00
Total Department Revenues:		0.00	0.00	0.00	0.00	0.00	0.00	0.00	0.00
LOCAL EFFORT REQUIRED		85,000.00	85,000.00	85,000.00	0.00	85,000.00	85,000.00	85,000.00	85,000.00

Activity:	Water Fund								
Department:	Water Unemployment Insurance								
PROGRAM DESCRIPTION									
The City is self-insured for Unemployment Insurance. The City maintains a separate savings account to pay unemployment claims. When actual expenses are less than budgeted amount, the surplus is put into the savings account. When expenses are greater than the budgeted amount, money is transferred out of the savings account. Typically the UI is budgeted in the General Fund since most of the Employees are paid from General Fund, however any claims related to Water Fund Employees will show in this budget.									
Appropriations									
Budget Account		2015	2016	2017	2017	2017	2018	2018	2018
		Actual	Actual	Modified	Actual Expend.	Est. Expend.	Departmental	Proposed	Council
Account	Description	Expenditures	Expenditures	as of 9/30/17	as of 9/30/17	by Year End	Request	Budget	Approved
F9050.870	Unemployment Insurance	0.00	6,766.24	0.00	0.00	0.00	0.00	0.00	0.00
	.5 Subtotals:	0.00	6,766.24	0.00	0.00	0.00	0.00	0.00	0.00
Total Department Appropriations:		0.00	6,766.24	0.00	0.00	0.00	0.00	0.00	0.00
Total Department Revenues:		0.00	0.00	0.00	0.00	0.00	0.00	0.00	0.00
LOCAL EFFORT REQUIRED		0.00	6,766.24	0.00	0.00	0.00	0.00	0.00	0.00

Activity:	Water Fund								
Department:	Water Debt Service								
PROGRAM DESCRIPTION									
This program is for the annual principal and interest payments which are due on all the City's Water Fund debt obligations. In 2002 the City borrowed \$3,565,000 of which \$540,000 is attributable to the Water Fund. In 2012 we refinanced the 2002 borrowing and reduced the interest rate. This borrowing is due to be paid off in year 2023.									
The BAN to pay for the City's share of the Paterson Street Reconstruction Project is partially allocated here for only costs associated with the new water line installed under Paterson Street, also known as the "Betterments". In 2016 the City combined the balances of several BAN's. We hope to convert these combined BAN's to a Serial Bond in 2018.									
Appropriations									
Budget Account		2015	2016	2017	Actual	Estimated Y/E	2018	2018	2018
		Actual	Actual	Modified	Actual Expend.	Est. Expend.	Departmental	Proposed	Council
Account	Description	Expenditures	Expenditures	as of 9/30/17	as of 9/30/17	by Year End	Request	Budget	Approved
F9710.600	Principal	31,051.00	31,809.00	32,568.00	32,568.00	32,568.00	50,754.00	50,754.00	50,754.00
	.6 Subtotals:	31,051.00	31,809.00	32,568.00	32,568.00	32,568.00	50,754.00	50,754.00	50,754.00
F9710.700	Interest on Indebtedness	7,950.00	7,322.00	16,805.00	13,670.00	16,805.00	8,613.00	8,613.00	8,613.00
	.7 Subtotals:	7,950.00	7,322.00	16,805.00	13,670.00	16,805.00	8,613.00	8,613.00	8,613.00
Total Department Appropriations:		39,001.00	39,131.00	49,373.00	46,238.00	49,373.00	59,367.00	59,367.00	59,367.00
Total Department Revenues:		0.00	0.00	0.00	0.00	0.00	0.00	0.00	0.00
LOCAL EFFORT REQUIRED		39,001.00	39,131.00	49,373.00	46,238.00	49,373.00	59,367.00	59,367.00	59,367.00

Activity:	Water Fund								
Department:	Transfer Other Funds								
PROGRAM DESCRIPTION									
This is where we show a straight transfer to General Fund.									
Appropriations									
Budget Account		2015	2016	2017	Actual	Estimated Y/E	2018	2018	2018
		Actual	Actual	Modified	Actual Expend.	Est. Expend.	Departmental	Proposed	Council
Account	Description	Expenditures	Expenditures	as of 9/30/17	as of 9/30/17	by Year End	Request	Budget	Approved
F9901.905	Transfer to General Fund	0.00	0.00	250,000.00	0.00	250,000.00	250,000.00	250,000.00	250,000.00
	.9 Subtotals:	0.00	0.00	250,000.00	0.00	250,000.00	250,000.00	250,000.00	250,000.00
Total Department Appropriations:		0.00	0.00	250,000.00	0.00	250,000.00	250,000.00	250,000.00	250,000.00
Total Department Revenues:		0.00	0.00	0.00	0.00	0.00	0.00	0.00	0.00
LOCAL EFFORT REQUIRED		0.00	0.00	250,000.00	0.00	250,000.00	250,000.00	250,000.00	250,000.00

SEWER FUND APPROPRIATION SUMMARY

<u>Department</u>	2015 <u>Actual</u>	2016 <u>Actual</u>	2017 <u>Budget</u>	Actual Exp <u>As of 9/30/17</u>	2017 <u>Est. Exp.</u>	2018 <u>Dept. Req.</u>	2018 <u>Proposed Budget</u>	2018 <u>Council Appr.</u>
EXPENDITURE BY PROGRAM								
G8110 Sewer Dept. Administration	365,563.16	372,662.08	601,061.00	150,922.63	601,024	777,486	757,058	757,058
G8120 Sewer Maintenance	397,549.94	561,337.46	593,873.00	400,421.56	497,433	614,732	486,732	486,732
G8130 Water Pollution Control	1,015,775.32	1,059,591.48	1,463,001.00	686,431.50	1,451,776	1,171,462	1,117,899	1,117,899
G1911 General Insurance	85,000.00	85,000.00	85,000.00	0.00	85,000	85,000	85,000	85,000
G9050 Unemployment Insurance	0.00	3,233.76	0.00	0.00	0	0	0	0
G9711 Debt Service	244,021.00	252,913.00	224,025.00	208,206.00	224,025	232,840	232,840	232,840
TOTAL	2,107,909.42	2,334,737.78	2,966,960.00	1,445,981.69	2,859,258	2,881,520	2,679,529	2,679,529

EXPENDITURE BY OBJECT

.1 Personal Service	607,565.62	559,943.08	685,028.00	410,262.27	673,766	624,080	555,403	555,403
.2 Equipment	1,628.96	4,000.00	5,150.00	2,650.00	5,150	3,650	3,650	3,650
.3 Capital Outlay	70,614.52	232,427.13	374,989.00	194,008.86	289,989	259,534	131,534	131,534
.4 Other Contractual Exp.	745,236.32	832,937.81	1,238,371.00	356,490.96	1,226,931	1,310,502	1,310,442	1,310,442
.6 Debt Service	244,021.00	252,913.00	224,025.00	208,206.00	224,025	232,840	232,840	232,840
.8 Fringe Benefits	438,843.00	452,516.76	439,397.00	274,363.60	439,397	450,914	445,660	445,660
TOTAL	2,107,909.42	2,334,737.78	2,966,960.00	1,445,981.69	2,859,258	2,881,520	2,679,529	2,679,529

BREAKDOWN OF FRINGE BENEFITS

G.810 State Retirement	159,577.00	150,300.00	118,960.00	89,217.00	118,960	109,934	109,934	109,934
G.830 Social Security	46,308.00	56,768.00	52,406.00	29,925.91	52,406	47,744	42,490	42,490
G.850 NYS Disability	144.00	170.00	261.00	73.83	261	196	196	196
G.860 Health Insurance	232,814.00	242,045.00	267,770.00	155,146.86	267,770	293,040	293,040	293,040
G.870 Unemployment Insurance	0.00	3,233.76	0.00	0.00	0	0	0	0
TOTAL	438,843.00	452,516.76	439,397.00	274,363.60	439,397	450,914	445,660	445,660

SEWER FUND APPROPRIATION SUMMARY BY OBJECT DETAIL

	2015	2016	2017	Actual Exp	2017	2018	2018	2018
	<u>Actual</u>	<u>Actual</u>	<u>Budget</u>	<u>As of 9/30/17</u>	<u>Est. Exp.</u>	<u>Dept. Req.</u>	<u>Proposed Budget</u>	<u>Council Appr.</u>
EXPENDITURE BY OBJECT DETAIL								
G.110 Salaries	540,688.19	479,408.36	614,692.00	380,145.21	614,692	583,322	516,103	516,103
G.120 Overtime	48,792.83	34,209.91	50,500.00	20,988.02	40,500	34,500	34,500	34,500
G.130 Sick Leave Incentive	294.90	958.58	1,845.00	0.00	1,845	0	0	0
G.140 Time Accruals Payouts	14,109.70	31,128.74	11,499.00	3,899.54	11,499	0	0	0
G.150 Longevity Incentive	0.00	7,372.49	0.00	0.00	0	0	0	0
G.155 Clothing Allowance	3,680.00	6,865.00	6,492.00	5,229.50	5,230	6,258	4,800	4,800
TOTAL PERSONAL SERVICE	607,565.62	559,943.08	685,028.00	410,262.27	673,766	624,080	555,403	555,403
G.220 Office Equipment	0.00	0.00	0.00	0.00	0	1,000	1,000	1,000
G.240 Specialized Equipment	1,628.96	4,000.00	5,150.00	2,650.00	5,150	2,650	2,650	2,650
G.310 Capital Equipment	71,559.07	115,760.13	289,989.00	109,104.26	289,989	134,534	106,534	106,534
G.330 Capital Construction	(944.55)	116,667.00	85,000.00	84,904.60	0	125,000	25,000	25,000
TOTAL EQUIP & CAPITAL OUTLAY	72,243.48	236,427.13	380,139.00	196,658.86	295,139	263,184	135,184	135,184
G.410 Travel	150.00	0.00	4,000.00	102.92	4,000	9,000	9,000	9,000
G.415 Computer Expense	0.00	0.00	0.00	0.00	0	47,686	47,686	47,686
G.420 Office Expense	1,065.35	2,274.68	2,700.00	844.80	2,700	2,700	2,700	2,700
G.422 Lab Testing	0.00	0.00	0.00	0.00	0	20,000	20,000	20,000
G.425 Telephone	2,429.95	2,514.39	2,350.00	1,919.83	2,350	2,400	2,400	2,400
G.440 Equipment Maintenance	64,784.10	62,305.93	328,570.00	69,779.97	318,570	290,907	290,907	290,907
G.450 Building Maintenance	1,200.00	732.82	17,000.00	16,999.74	17,000	10,000	10,000	10,000
G.460 Heat, Lights & Power	164,624.31	151,922.71	165,000.00	92,762.75	165,000	165,000	165,000	165,000
G.470 Rentals	0.00	995.92	2,360.00	1,262.07	2,360	2,500	2,500	2,500
G.474 Pest Control	1,200.00	1,050.00	1,400.00	560.00	1,400	1,400	1,400	1,400
G.480 Gasoline/Propane	3,679.22	3,726.32	4,000.00	2,338.00	4,000	4,000	4,000	4,000
G.490 Materials & Supplies	87,199.13	108,065.99	102,500.00	58,442.51	102,500	95,500	95,500	95,500
G.498 Other Contractual Expense	63,119.10	74,788.23	111,000.00	53,012.52	111,000	101,500	101,500	101,500
TOTAL CONTR., MAT. & SUPPLIES	389,451.16	408,376.99	740,880.00	298,025.11	730,880	752,593	752,593	752,593

SEWER FUND APPROPRIATION SUMMARY BY OBJECT DETAIL

	2015	2016	2017	Actual Exp	2017	2018	2018	2018
	<u>Actual</u>	<u>Actual</u>	<u>Budget</u>	<u>As of 9/30/17</u>	<u>Est. Exp.</u>	<u>Dept. Req.</u>	<u>Proposed Budget</u>	<u>Council Appr.</u>
EXPENDITURE BY OBJECT DETAIL								
G.510 Professional Training	262.00	200.00	4,500.00	2,763.50	4,500	8,500	8,500	8,500
G.515 Consultants	230,709.56	287,224.17	301,737.00	54,303.65	301,737	332,608	332,608	332,608
G.517 Engineering Service	29,882.00	40,239.00	37,212.00	0.00	37,212	44,185	44,185	44,185
G.519 Code Enforcement Service	0.00	0.00	66,342.00	0.00	66,342	68,316	68,316	68,316
G.520 General Insurance	85,000.00	85,000.00	85,000.00	0.00	85,000	85,000	85,000	85,000
G.550 Uniform & Clothing Allowance	0.00	2,064.90	2,700.00	1,398.70	1,260	2,700	2,640	2,640
G.575 State Regulator Fee	9,931.60	9,832.75	0.00	0.00	0	16,600	16,600	16,600
G.590 Contingency	0.00	0.00	0.00	0.00	0	0	0	0
TOTAL CONTRACTED SERVICE	355,785.16	424,560.82	497,491.00	58,465.85	496,051	557,909	557,849	557,849
G.600 Principal on Indebtedness	201,198.00	209,519.00	170,339.00	170,339.00	170,339	196,206	196,206	196,206
G.700 Interest on Indebtedness	42,823.00	43,394.00	53,686.00	37,867.00	53,686	36,634	36,634	36,634
TOTAL DEBT SERVICE	244,021.00	252,913.00	224,025.00	208,206.00	224,025	232,840	232,840	232,840
G.810 State Retirement	159,577.00	150,300.00	118,960.00	89,217.00	118,960	109,934	109,934	109,934
G.830 Social Security	46,308.00	56,768.00	52,406.00	29,925.91	52,406	47,744	42,490	42,490
G.850 NYS Disability	144.00	170.00	261.00	73.83	261	196	196	196
G.860 Health Insurance	232,814.00	242,045.00	267,770.00	155,146.86	267,770	293,040	293,040	293,040
G.870 Unemployment Insurance	0.00	3,233.76	0.00	0.00	0	0	0	0
TOTAL FRINGE BENEFITS	438,843.00	452,516.76	439,397.00	274,363.60	439,397	450,914	445,660	445,660
TOTAL SEWER FUND	2,107,909.42	2,334,737.78	2,966,960.00	1,445,981.69	2,859,258	2,881,520	2,679,529	2,679,529

Activity:	Sewer Fund								
Department:	Sewer Department Revenues								
Revenues									
Budget Account		2015	2016	2017	2017	2017	2018	2018	2018
		Actual	Actual	Modified	Actual Revenue	Est. Revenue	Departmental	Proposed	Council
Account	Description	Revenue	Revenue	as of 9/30/17	as of 9/30/17	by Year End	Request	Budget	Approved
G2120	Sewer Rents (Flat)	1,502,284.96	1,501,320.24	1,497,156.00	1,456,729.03	1,497,156.00	1,646,000.00	1,646,000.00	1,646,000.00
G2121	Sewer Rents (Metered)	786,795.04	910,497.03	857,277.00	575,940.27	780,000.00	858,000.00	858,000.00	858,000.00
G2122	Sewer Charges (Miscellaneous)	1,710.00	340.00	1,500.00	13,595.89	13,595.00	4,529.00	4,529.00	4,529.00
G2123	Service Charges-Unplug Sewers	0.00	80.00	0.00	160.00	160.00	0.00	0.00	0.00
G2124	Service Charges-New Sewers	12,529.87	15,649.04	9,000.00	3,627.39	9,000.00	9,000.00	9,000.00	9,000.00
G2126	St Law Psy Center	144,240.67	102,099.65	107,307.00	142,018.86	142,000.00	140,000.00	140,000.00	140,000.00
G2128	Interest & Penalties On Sewer Accounts	35,800.42	19,760.81	17,000.00	17,389.04	20,000.00	22,000.00	22,000.00	22,000.00
G2200	Industrial Waste Recovery	430.00	4,381.89	3,000.00	500.00	500.00	0.00	0.00	0.00
G2300	Industrial Pretreatment	4,675.20	805.92	2,600.00	0.00	0.00	0.00	0.00	0.00
G2389	Misc. Sewer - Other Governments	0.00	0.00	0.00	2,208.00	2,208.00	0.00	0.00	0.00
G2401	Interest Earnings	83.68	367.75	0.00	0.00	0.00	0.00	0.00	0.00
G2812	Transfer From Fund Balance	0.00	0.00	472,120.00	0.00	394,638.50	201,991.00	0.00	0.00
Grand Totals:		2,488,549.84	2,555,302.33	2,966,960.00	2,212,168.48	2,859,257.50	2,881,520.00	2,679,529.00	2,679,529.00

Activity:	Sewer Fund										
Department:	Sewer Department Administration										
PROGRAM DESCRIPTION											
This program encompasses the administration of the City's Water Pollution Control facilities, including sewer mains and storm drains, trunk collectors, storm overflows, pump stations, and the Water Pollution Control Plant. The salaries of those individuals responsible for the administration of these facilities are apportioned to this program. In addition, 33% of the cost of the City Engineering Office is apportioned to this program for engineering services devoted to the water pollution control function.											
PERSONNEL DETAIL											
			NO.			SALARY:				2018	2018
			2016	2017	2018	2016	2017	2017	2018	PROPOSED	COUNCIL
POSITION	GRADE	%	ACTUAL	REVISED	PROPOSED	ACTUAL	BUDGET	REVISED	REQUEST	BUDGET	APPROVED
Director, P.W.	N/A	33	1	1	1	25,809	26,454	26,983	28,495	28,495	28,495
Foreman, P.W.	N/A	33	1	0	0	9,303	0	0	0	0	0
Supervisor	N/A	33	1	1	0	8,677	17,771	17,973	18,762	0	0
Supervisor	N/A	33	1	1	1	8,677	17,771	17,973	18,762	18,762	18,762
Admin. Assistant	10	33	1	1	1	10,618	14,328	14,328	15,769	15,769	15,769
Sr. Acc't. Clerk	9	50	1	0	0	3,776	0	0	0	0	0
Account Clerk	7	50	1	1	1	19,951	21,300	22,325	22,883	22,883	22,883
Account Clerk	7	50	1	1	1	17,571	19,646	19,646	20,961	20,961	20,961
TOTALS			2.11	2.33	2	104,382	117,269	119,227	125,632	106,870	106,870

Activity:	Sewer Fund								
Department:	Sewer Department Administration								
Appropriations									
Budget Account		2015	2016	2017	2017	2017	2018	2018	2018
Account	Description	Actual Expenditures	Actual Expenditures	Modified as of 9/30/17	Actual Expend. as of 9/30/17	Est. Expend. by Year End	Departmental Request	Proposed Budget	Council Approved
G8110.110	Salaries	117,194.70	88,017.05	117,269.00	89,984.63	117,269.00	125,632.00	106,870.00	106,870.00
G8110.120	Overtime	0.00	406.08	3,500.00	1,552.38	3,500.00	4,750.00	4,750.00	4,750.00
G8110.130	Sick Leave Incentive	294.90	958.58	352.00	0.00	352.00	0.00	0.00	0.00
G8110.140	Time Accruals Payouts	0.00	8,418.75	352.00	0.00	352.00	0.00	0.00	0.00
G8110.150	Longevity Incentive	0.00	7,372.49	0.00	0.00	0.00	0.00	0.00	0.00
G8110.155	Clothing Allowance	240.00	316.00	617.00	579.50	579.50	433.00	275.00	275.00
	.1 Subtotals:	117,729.60	105,488.95	122,090.00	92,116.51	122,052.50	130,815.00	111,895.00	111,895.00
G8110.220	Office Equipment	0.00	0.00	0.00	0.00	0.00	1,000.00	1,000.00	1,000.00
	.2 Subtotals:	0.00	0.00	0.00	0.00	0.00	1,000.00	1,000.00	1,000.00
G8110.310	Capital Equipment	0.00	0.00	16,455.00	0.00	16,455.00	5,000.00	5,000.00	5,000.00
	.3 Subtotals:	0.00	0.00	16,455.00	0.00	16,455.00	5,000.00	5,000.00	5,000.00
G8110.410	Travel	150.00	0.00	1,000.00	102.92	1,000.00	1,000.00	1,000.00	1,000.00
G8110.415	Computer Expense	0.00	0.00	0.00	0.00	0.00	47,686.00	47,686.00	47,686.00
G8110.420	Office Expense	1,065.35	1,617.70	1,500.00	844.80	1,500.00	1,500.00	1,500.00	1,500.00
G8110.425	Telephone	1,732.93	1,788.10	1,650.00	1,441.02	1,650.00	1,700.00	1,700.00	1,700.00
G8110.440	Equipment Maintenance	0.00	0.00	103,570.00	5,650.00	103,570.00	190,907.00	190,907.00	190,907.00
G8110.490	Materials & Supplies	174.03	0.00	0.00	0.00	0.00	500.00	500.00	500.00
G8110.498	Other Contractual Expense	111.25	574.00	1,000.00	0.00	1,000.00	750.00	750.00	750.00
	.4 Subtotals:	3,233.56	3,979.80	108,720.00	8,038.74	108,720.00	244,043.00	244,043.00	244,043.00
G8110.515	Consultants	166,577.00	169,986.00	169,287.00	0.00	169,287.00	201,003.00	201,003.00	201,003.00
G8110.517	Engineering Service	29,882.00	40,239.00	37,212.00	0.00	37,212.00	44,185.00	44,185.00	44,185.00
G8110.519	Code Enforcement Service	0.00	0.00	66,342.00	0.00	66,342.00	68,316.00	68,316.00	68,316.00
G8110.550	Uniform & Clothing Allowance	0.00	33.33	180.00	171.02	180.00	180.00	120.00	120.00
	.5 Subtotals:	196,459.00	210,258.33	273,021.00	171.02	273,021.00	313,684.00	313,624.00	313,624.00
G8110.810	State Retirement	19,164.00	18,048.00	14,287.00	10,710.00	14,287.00	13,203.00	13,203.00	13,203.00
G8110.830	Social Security Expense	9,006.00	6,394.00	9,340.00	6,789.72	9,340.00	10,008.00	8,560.00	8,560.00
G8110.850	NYS Disability	14.00	17.00	51.00	14.43	51.00	42.00	42.00	42.00
G8110.860	Health Insurance	19,957.00	28,476.00	57,097.00	33,082.21	57,097.00	59,691.00	59,691.00	59,691.00
	.8 Subtotals:	48,141.00	52,935.00	80,775.00	50,596.36	80,775.00	82,944.00	81,496.00	81,496.00
Total Department Appropriations:		365,563.16	372,662.08	601,061.00	150,922.63	601,023.50	777,486.00	757,058.00	757,058.00
Revenues									
Total Department Revenues:		0.00	0.00	0.00	0.00	0.00	0.00	0.00	0.00
LOCAL EFFORT REQUIRED		365,563.16	372,662.08	601,061.00	150,922.63	601,023.50	777,486.00	757,058.00	757,058.00

Activity:	Sewer Fund										
Department:	Sewer Maintenance										
PROGRAM DESCRIPTION											
This program involves the maintenance of the City's sanitary and storm sewer system. The equivalent of five full-time employees are assigned to this program. Three positions are assigned to major sewer cleaning jobs, sewer repair and construction, and two positions respond to sewer lateral cleaning requests on a cost reimbursement basis. Contractual expenses cover the cost of such materials and supplies as drop inlets, sewer grates and frames, pre-cast manholes and backfill material.											
PERSONNEL DETAIL											
			NO.			SALARY:			2018		2018
			2016	2017	2018	2016	2017	2017	2018	PROPOSED	COUNCIL
POSITION	GRADE	%	ACTUAL	REVISED	PROPOSED	ACTUAL	BUDGET	REVISED	REQUEST	BUDGET	APPROVED
Maintenance 1	N/A	35	1	1	1	16,183	16,506	16,868	17,283	17,283	17,283
Maintenance 1	N/A	35	1	1	1	16,183	16,506	16,868	17,283	17,283	17,283
Maintenance 1	N/A	35	1	1	1	16,183	16,506		16,919	16,919	16,919
Maintenance 2	N/A	25	1	1	1	11,560	11,790		10,613	10,613	10,613
Maintenance 1	N/A	25	1	1	1	23,118	11,790		12,085	12,085	12,085
Maintenance 1	N/A	50	1	1	1	46,235	23,580		24,170	24,170	24,170
Maintenance 1	N/A	50	1	1	1	22,464	22,913		24,170	24,170	24,170
Maintenance 1	N/A	50	1	1	1	46,238	23,580		24,170	24,170	24,170
Maintenance 1	N/A	50	1	1	1	22,464	22,913	23,577	24,170	24,170	24,170
Maintenance 1	N/A	25	1	0	0	11,560	11,790		0	0	0
MEM	N/A	33	1	0	0	23,119	12,211		0	0	0
MEM	N/A	33	1	0	0	15,259	3,891		0	0	0
MEM	N/A	33	1	0	0	15,259	15,563		0	0	0
Summer Help						5,400	5,820		6,240	6,240	6,240
TOTALS			5.5	4.54	3.55	291,223	215,359		177,103	177,103	177,103

Activity:	Sewer Fund								
Department:	Sewer Maintenance								
Appropriations									
Budget Account		2015	2016	2017	2017	2017	2018	2018	2018
Account	Description	Actual Expenditures	Actual Expenditures	Modified as of 9/30/17	Actual Expend. as of 9/30/17	Est. Expend. by Year End	Departmental Request	Proposed Budget	Council Approved
G8120.110	Salaries	163,599.60	187,049.06	215,359.00	150,949.12	215,359.00	177,103.00	177,103.00	177,103.00
G8120.120	Overtime	17,308.27	10,796.77	12,000.00	5,511.53	12,000.00	12,000.00	12,000.00	12,000.00
G8120.130	Sick Leave Incentive	0.00	0.00	646.00	0.00	646.00	0.00	0.00	0.00
G8120.140	Time Accruals Payouts	8,874.61	0.00	10,300.00	3,899.54	10,300.00	0.00	0.00	0.00
G8120.155	Clothing Allowance	1,200.00	3,200.00	3,400.00	3,400.00	3,400.00	3,225.00	3,225.00	3,225.00
	.1 Subtotals:	190,982.48	201,045.83	241,705.00	163,760.19	241,705.00	192,328.00	192,328.00	192,328.00
G8120.240	Specialized Equipment	1,389.00	1,500.00	2,650.00	2,650.00	2,650.00	2,650.00	2,650.00	2,650.00
	.2 Subtotals:	1,389.00	1,500.00	2,650.00	2,650.00	2,650.00	2,650.00	2,650.00	2,650.00
G8120.310	Capital Equipment	16,559.07	60,550.13	73,534.00	40,059.01	73,534.00	129,534.00	101,534.00	101,534.00
G8120.330	Capital Construction	5,350.00	116,667.00	85,000.00	84,904.60	0.00	125,000.00	25,000.00	25,000.00
	.3 Subtotals:	21,909.07	177,217.13	158,534.00	124,963.61	73,534.00	254,534.00	126,534.00	126,534.00
G8120.440	Equipment Maintenance	25,739.64	7,709.65	25,000.00	3,261.28	15,000.00	0.00	0.00	0.00
G8120.474	Pest Control	960.00	770.00	1,100.00	440.00	1,100.00	1,100.00	1,100.00	1,100.00
G8120.490	Materials & Supplies	26,034.75	33,973.27	27,500.00	21,275.75	27,500.00	35,000.00	35,000.00	35,000.00
G8120.498	Other Contractual Expense	0.00	0.00	0.00	0.00	0.00	750.00	750.00	750.00
	.4 Subtotals:	52,734.39	42,452.92	53,600.00	24,977.03	43,600.00	36,850.00	36,850.00	36,850.00
G8120.510	Professional Training	0.00	0.00	1,500.00	0.00	1,500.00	1,500.00	1,500.00	1,500.00
G8120.515	Consultants	0.00	0.00	4,650.00	1,162.50	4,650.00	0.00	0.00	0.00
G8120.550	Uniform & Clothing Allowan	0.00	1,416.58	1,440.00	406.99	0.00	1,440.00	1,440.00	1,440.00
	.5 Subtotals:	0.00	1,416.58	7,590.00	1,569.49	6,150.00	2,940.00	2,940.00	2,940.00
G8120.810	State Retirement	49,367.00	46,500.00	36,801.00	27,603.00	36,801.00	34,009.00	34,009.00	34,009.00
G8120.830	Social Security Expense	14,610.00	19,969.00	18,491.00	11,760.74	18,491.00	14,714.00	14,714.00	14,714.00
G8120.850	NYS Disability	40.00	47.00	99.00	28.00	99.00	64.00	64.00	64.00
G8120.860	Health Insurance	66,518.00	71,189.00	74,403.00	43,109.50	74,403.00	76,643.00	76,643.00	76,643.00
	.8 Subtotals:	130,535.00	137,705.00	129,794.00	82,501.24	129,794.00	125,430.00	125,430.00	125,430.00
Total Department Appropriations:		397,549.94	561,337.46	593,873.00	400,421.56	497,433.00	614,732.00	486,732.00	486,732.00
Revenues									
Total Department Revenues:		0.00	0.00	0.00	0.00	0.00	0.00	0.00	0.00
LOCAL EFFORT REQUIRED		397,549.94	561,337.46	593,873.00	400,421.56	497,433.00	614,732.00	486,732.00	486,732.00

Activity:	Sewer Fund										
Department:	Water Pollution Control										
PROGRAM DESCRIPTION											
This program covers the cost of operating the water pollution control plant and the four lift stations. A chief plant operator, water treatment plant maintenance mechanic, two operators, and a laborer are assigned to this program. The major non-salary costs have increased dramatically as a result of operating the secondary sewage treatment plant for the first time in 1980 and the first full year of operation in 1981. 1982 was the first full year the City's water pollution control plant was treating the sewage effluent from the St. Lawrence Psychiatric Center.											
PERSONNEL DETAIL											
			NO.			SALARY:			2018		2018
			2016	2017	2018	2016	2017	2017	2018	PROPOSED	COUNCIL
POSITION	GRADE	%	ACTUAL	REVISED	PROPOSED	ACTUAL	BUDGET	REVISED	REQUEST	BUDGET	APPROVED
Chief Operator	15	100	1	1	0	13,489	47,275	47,275	48,457	0	0
W.T. Operator	11	100	1	1	1	52,664	53,980	53,980	55,330	55,330	55,330
Mechanic	12	0	1	0	0	54,383	55,742	0	0	0	0
Maintenance 3	N/A	0	1	0	0	38,979	39,749	0	0	0	0
Maintenance 3	N/A	0	1	0	0	38,979	39,749	0	0	0	0
Maintenance 3	N/A	0	1	0	0	15,000	39,749	0	0	0	0
W/WTP-Oper Trainee	N/A	100	0	1	1			39,749	42,016	42,016	42,016
W/WTP-Oper Trainee	N/A	100	0	1	1			39,749	43,264	43,264	43,264
W/WTP-Oper Trainee	N/A	100	0	1	1			39,749	42,432	42,432	42,432
W/WTP-Oper Trainee	N/A	100	0	1	1			39,749	42,848	42,848	42,848
Summer Help						5,400	5,820		6,240	6,240	6,240
TOTALS			6	6	5	218,894	282,064	260,251	280,587	232,130	232,130

Activity:	Sewer Fund								
Department:	Water Pollution Control								
Appropriations									
Budget Account		2015	2016	2017	2017	2017	2018	2018	2018
Account	Description	Actual Expenditures	Actual Expenditures	Modified as of 9/30/17	Actual Expend. as of 9/30/17	Est. Expend. by Year End	Departmental Request	Proposed Budget	Council Approved
G8130.110	Salaries	259,893.89	204,342.25	282,064.00	139,211.46	282,064.00	280,587.00	232,130.00	232,130.00
G8130.120	Overtime	31,484.56	23,007.06	35,000.00	13,924.11	25,000.00	17,750.00	17,750.00	17,750.00
G8130.130	Sick Leave Incentive	0.00	0.00	847.00	0.00	847.00	0.00	0.00	0.00
G8130.140	Time Accruals Payouts	5,235.09	22,709.99	847.00	0.00	847.00	0.00	0.00	0.00
G8130.155	Clothing Allowance	2,240.00	3,349.00	2,475.00	1,250.00	1,250.00	2,600.00	1,300.00	1,300.00
	.1 Subtotals:	298,853.54	253,408.30	321,233.00	154,385.57	310,008.00	300,937.00	251,180.00	251,180.00
G8130.240	Specialized Equipment	239.96	2,500.00	2,500.00	0.00	2,500.00	0.00	0.00	0.00
	.2 Subtotals:	239.96	2,500.00	2,500.00	0.00	2,500.00	0.00	0.00	0.00
G8130.310	Capital Equipment	55,000.00	55,210.00	200,000.00	69,045.25	200,000.00	0.00	0.00	0.00
G8130.330	Capital Construction	(6,294.55)	0.00	0.00	0.00	0.00	0.00	0.00	0.00
	.3 Subtotals:	48,705.45	55,210.00	200,000.00	69,045.25	200,000.00	0.00	0.00	0.00
G8130.410	Travel	0.00	0.00	3,000.00	0.00	3,000.00	8,000.00	8,000.00	8,000.00
G8130.420	Office Expense	0.00	656.98	1,200.00	0.00	1,200.00	1,200.00	1,200.00	1,200.00
G8130.422	Lab Testing	0.00	0.00	0.00	0.00	0.00	20,000.00	20,000.00	20,000.00
G8130.425	Telephone	697.02	726.29	700.00	478.81	700.00	700.00	700.00	700.00
G8130.440	Equipment Maintenance	39,044.46	54,596.28	200,000.00	60,868.69	200,000.00	100,000.00	100,000.00	100,000.00
G8130.450	Building Maintenance	1,200.00	732.82	17,000.00	16,999.74	17,000.00	10,000.00	10,000.00	10,000.00
G8130.460	Heat, Lights & Power	164,624.31	151,922.71	165,000.00	92,762.75	165,000.00	165,000.00	165,000.00	165,000.00
G8130.470	Rentals	0.00	995.92	2,360.00	1,262.07	2,360.00	2,500.00	2,500.00	2,500.00
G8130.474	Pest Control	240.00	280.00	300.00	120.00	300.00	300.00	300.00	300.00
G8130.480	Gasoline	3,679.22	3,726.32	4,000.00	2,338.00	4,000.00	4,000.00	4,000.00	4,000.00
G8130.490	Materials & Supplies	60,990.35	74,092.72	75,000.00	37,166.76	75,000.00	60,000.00	60,000.00	60,000.00
G8130.498	Other Contractual Expense	63,007.85	74,214.23	110,000.00	53,012.52	110,000.00	100,000.00	100,000.00	100,000.00
	.4 Subtotals:	333,483.21	361,944.27	578,560.00	265,009.34	578,560.00	471,700.00	471,700.00	471,700.00
G8130.510	Professional Training	262.00	200.00	3,000.00	2,763.50	3,000.00	7,000.00	7,000.00	7,000.00
G8130.515	Consultants	64,132.56	117,238.17	127,800.00	53,141.15	127,800.00	131,605.00	131,605.00	131,605.00
G8130.550	Uniform & Clothing Allowance	0.00	614.99	1,080.00	820.69	1,080.00	1,080.00	1,080.00	1,080.00
G8130.575	State Regulator Fee	9,931.60	9,832.75	0.00	0.00	0.00	16,600.00	16,600.00	16,600.00
	.5 Subtotals:	74,326.16	127,885.91	131,880.00	56,725.34	131,880.00	156,285.00	156,285.00	156,285.00

Activity:	Sewer Fund								
Department:	Water Pollution Control								
Appropriations									
Budget Account		2015	2016	2017	2017	2017	2018	2018	2018
		Actual	Actual	Modified	Actual Expend.	Est. Expend.	Departmental	Proposed	Council
Account	Description	Expenditures	Expenditures	as of 9/30/17	as of 9/30/17	by Year End	Request	Budget	Approved
G8130.810	State Retirement	91,046.00	85,752.00	67,872.00	50,904.00	67,872.00	62,722.00	62,722.00	62,722.00
G8130.830	Social Security Expense	22,692.00	30,405.00	24,575.00	11,375.45	24,575.00	23,022.00	19,216.00	19,216.00
G8130.850	NYS Disability	90.00	106.00	111.00	31.40	111.00	90.00	90.00	90.00
G8130.860	Health Insurance	146,339.00	142,380.00	136,270.00	78,955.15	136,270.00	156,706.00	156,706.00	156,706.00
	.8 Subtotals:	260,167.00	258,643.00	228,828.00	141,266.00	228,828.00	242,540.00	238,734.00	238,734.00
Total Department Appropriations:		1,015,775.32	1,059,591.48	1,463,001.00	686,431.50	1,451,776.00	1,171,462.00	1,117,899.00	1,117,899.00
Revenues									
Total Department Revenues:		0.00	0.00	0.00	0.00	0.00	0.00	0.00	0.00
LOCAL EFFORT REQUIRED		1,015,775.32	1,059,591.48	1,463,001.00	686,431.50	1,451,776.00	1,171,462.00	1,117,899.00	1,117,899.00

Activity:	Sewer Fund								
Department:	Sewer General Insurance								
PROGRAM DESCRIPTION									
This account covers all general City liability, auto, property damage & other insurance that is not charged directly to the fund or activity covered, i. e. Water Fund & General Fund.									
Appropriations									
Budget Account		2015	2016	2017	2017	2017	2018	2018	2018
		Actual	Actual	Modified	Actual Expend.	Est. Expend.	Departmental	Proposed	Council
Account	Description	Expenditures	Expenditures	as of 9/30/17	as of 9/30/17	by Year End	Request	Budget	Approved
G1910.520	General Insurance	85,000.00	85,000.00	85,000.00	0.00	85,000.00	85,000.00	85,000.00	85,000.00
	.5 Subtotals:	85,000.00	85,000.00	85,000.00	0.00	85,000.00	85,000.00	85,000.00	85,000.00
Total Department Appropriations:		85,000.00	85,000.00	85,000.00	0.00	85,000.00	85,000.00	85,000.00	85,000.00
Revenues									
Total Department Revenues:		0.00	0.00	0.00	0.00	0.00	0.00	0.00	0.00
LOCAL EFFORT REQUIRED		85,000.00	85,000.00	85,000.00	0.00	85,000.00	85,000.00	85,000.00	85,000.00

Activity:	Sewer Fund								
Department:	Sewer Unemployment Insurance								
PROGRAM DESCRIPTION									
The City is self-insured for Unemployment Insurance. The City maintains a separate savings account to pay unemployment claims. When actual expenses are less than budgeted amount, the surplus is put into the savings account. When expenses are greater than the budgeted amount, money is transferred out of the savings account. Typically the UI is budgeted in the General Fund since most of the Employees are paid from General Fund, however any claims related to Sewer Fund Employees will show in this budget.									
Appropriations									
Budget Account		2015	2016	2017	2017	2017	2018	2018	2018
Account	Description	Actual Expenditures	Actual Expenditures	Modified as of 9/30/17	Actual Expend. as of 9/30/17	Est. Expend. by Year End	Departmental Request	Proposed Budget	Council Approved
G9050.870	Unemployment Insurance	0.00	3,233.76	0.00	0.00	0.00	0.00	0.00	0.00
	.5 Subtotals:	0.00	3,233.76	0.00	0.00	0.00	0.00	0.00	0.00
Total Department Appropriations:		0.00	3,233.76	0.00	0.00	0.00	0.00	0.00	0.00
Revenues									
Total Department Revenues:		0.00	0.00	0.00	0.00	0.00	0.00	0.00	0.00
LOCAL EFFORT REQUIRED		0.00	3,233.76	0.00	0.00	0.00	0.00	0.00	0.00

Activity:	Sewer Fund								
Department:	Sewer Debt Service								
PROGRAM DESCRIPTION									
This program is for the annual principal and interest payments which are due on all the City's Sewer Fund debt obligations. In 2002 the City borrowed \$3,565,000 of which \$2,725,000 is attributable to the Sewer Fund. In 2012 we refinanced the 2002 borrowing and reduced the interest rate. This borrowing is due to be paid off in year 2023.									
In 2015 the City borrowed \$370,000 with a Bond Anticipation Note (BAN) for the Combined Sewer Overflow (CSO) Weir project; this BAN was combined in year 2016 with BAN's for other projects in the General, Water and Library Funds. The combined BAN principal in 2016 is \$2,604,000 of which \$367,000 is attributable to the Sewer Fund. We hope to convert these BAN'S to a Serial Bond in 2018.									
Appropriations									
Budget Account		2015	2016	2017	2017	2017	2018	2018	2018
Account	Description	Actual Expenditures	Actual Expenditures	Modified as of 9/30/17	Actual Expend. as of 9/30/17	Est. Expend. by Year End	Departmental Request	Proposed Budget	Council Approved
G9710.600	Principal	201,198.00	209,519.00	170,339.00	170,339.00	170,339.00	196,206.00	196,206.00	196,206.00
	.6 Subtotals:	201,198.00	209,519.00	170,339.00	170,339.00	170,339.00	196,206.00	196,206.00	196,206.00
G9710.700	Interest on Indebtedness	42,823.00	43,394.00	53,686.00	37,867.00	53,686.00	36,634.00	36,634.00	36,634.00
	.7 Subtotals:	42,823.00	43,394.00	53,686.00	37,867.00	53,686.00	36,634.00	36,634.00	36,634.00
Total Department Appropriations:		244,021.00	252,913.00	224,025.00	208,206.00	224,025.00	232,840.00	232,840.00	232,840.00
Revenues									
Total Department Revenues:		0.00	0.00	0.00	0.00	0.00	0.00	0.00	0.00
LOCAL EFFORT REQUIRED		244,021.00	252,913.00	224,025.00	208,206.00	224,025.00	232,840.00	232,840.00	232,840.00

PUBLIC LIBRARY & REMINGTON MUSEUM APPROPRIATION SUMMARY

<u>Department</u>	2015 <u>Actual</u>	2016 <u>Actual</u>	2017 <u>Budget</u>	Actual Exp <u>As of 9/30/17</u>	2017 <u>Est. Exp.</u>	2018 <u>Dept. Req.</u>	2018 <u>Proposed Budget</u>	2018 <u>Council Appr.</u>
EXPENDITURE BY PROGRAM								
L7410 Public Library	605,980.23	601,394.00	587,148.00	395,061.79	588,431	610,720	610,720	601,759
L7411 Remington Museum	463,092.65	479,465.49	470,757.00	316,653.02	470,757	497,323	497,323	497,323
TOTAL	1,069,072.88	1,080,859.49	1,057,905.00	711,714.81	1,059,188	1,108,043	1,108,043	1,099,082

EXPENDITURE BY OBJECT

.1 Personal Service	524,757.28	534,855.02	552,249.00	390,624.32	552,249	584,605	584,605	584,605
.2 Equipment	4,873.59	5,210.72	0.00	0.00	0	0	0	0
.3 Capital Outlay	0.00	981.93	1,000.00	673.78	1,000	1,030	1,030	1,030
.4 Other Contractual Exp.	41,826.58	41,741.70	47,300.00	28,560.32	47,048	50,399	50,399	41,438
.6 Debt Service	6,225.00	6,225.00	6,225.00	7,760.00	7,760	6,820	6,820	6,820
.8 Fringe Benefits	491,390.43	491,845.12	451,131.00	284,096.39	451,131	465,189	465,189	465,189
TOTAL	1,069,072.88	1,080,859.49	1,057,905.00	711,714.81	1,059,188	1,108,043	1,108,043	1,099,082

BREAKDOWN OF FRINGE BENEFITS

L.810 State Retirement	145,693.00	137,184.00	108,577.00	81,432.00	108,577	100,339	100,339	100,339
L.830 Social Security	38,919.46	41,241.69	42,248.00	28,818.25	42,248	44,724	44,724	44,724
L.850 NYS Disability	141.77	174.55	512.00	144.77	512	414	414	414
L.860 Health Insurance	305,976.20	313,244.88	299,794.00	173,701.37	299,794	313,412	313,412	313,412
L.870 Unemployment Insurance	660.00	0.00	0.00	0.00	0	6,300	6,300	6,300
TOTAL	491,390.43	491,845.12	451,131.00	284,096.39	451,131	465,189	465,189	465,189

Activity:	Library Fund								
Department:	Public Library								
Revenues									
Budget Account		2015	2016	2017	2017	2017	2018	2018	2018
		Actual	Actual	Modified	Actual Revenue	Est. Revenue	Departmental	Proposed	Council
Account	Description	Revenue	Revenue	as of 9/30/17	as of 9/30/17	by Year End	Request	Budget	Approved
L1001	Library Taxes - School District	0.00	0.00	0.00	0.00	50,000.00	50,000.00	50,000.00	50,000.00
L2082	Library Charges	7,385.04	6,757.72	7,000.00	4,709.56	7,000.00	7,000.00	7,000.00	7,000.00
L2765	NCL System and Other	3,760.00	3,922.00	3,500.00	3,924.00	3,500.00	3,500.00	3,500.00	3,500.00
L2770-7410	Library Fundraising Campaign	0.00	0.00	6,000.00	0.00	0.00	6,000.00	6,000.00	6,000.00
L2800-7410	Library Endowment Income	33,000.00	43,525.00	63,013.00	63,013.00	63,013.00	35,976.00	60,585.00	60,585.00
L2812	Appropriated Fund Balance	0.00	0.00	4,000.00	0.00	0.00	0.00	0.00	21,039.00
L5031-7410	Library Contribution From City	543,366.00	543,366.00	503,635.00	195,000.00	503,635.00	503,635.00	483,635.00	453,635.00
Total Department Revenues:		587,511.04	597,570.72	587,148.00	266,646.56	627,148.00	606,111.00	610,720.00	601,759.00

Activity:	Library Fund										
Department:	Public Library										
PROGRAM DESCRIPTION											
This program, under the direction of the Library Board, is responsible for the operation of the Ogdensburg Public Library. Library services are provided for all from pre-school age to senior citizens, including the blind and handicapped.											
The Library staff includes the Director and five full-time positions , four regular part-time clerks, a custodian, and funds for part-time pages and substitutes paid for from City funds. This budget is supplemented by direct aid from St. Lawrence County and State Incentive Aid.											
The equipment budget is for book and periodical purchases. Major contractual expenditures include utilities, building maintenance, supplies, travel, and various office expenses. New York State provides funds for one FTE clerical position and some non-fiction books not shown in this budget.											
WORKLOAD INDICATORS			2011	2012	2013	2014	2015	2016	2017		
			ACTUAL	ACTUAL	ACTUAL	ACTUAL	ACTUAL	Estimate	ESTIMATE		
Average hours of operation/wk			57	57	57	57	57	57	57		
Total items in collection			111,682	110,222	108,286	105,073	78,288	103,000	105,000		
Total circulation			62,090	65,567	66,185	63,110	67,503	68,000	69,000		
Total Inter-Library Loans			6,038	6,157	6,411	5,948	7,878	8,000	8,200		
Periodical & Newspaper subscriptions			248	241	241	241	241	241	241		
Items added to collection			6,322	7,896	6,987	4,067	3,236	3,600	4,000		
Items withdrawn from collection			13,007	7,159	6,728	9,719	6,324	5,000	5,000		
Library visits			48,839	44,532	44,015	42,195	55,691	56,000	56,000		
Registered borrowers			11,665	12,000	12,425	13,040	9,800	10,200	10,600		
# of In-Library computer uses not including WiFi			8,443	9,264	9,756	13,854	9,722	9,000	10,000		
*includes one time adjustment											
PERSONNEL DETAIL			NO.			SALARY:			2018	2018	
			2016	2017	2018	2016	2017	2017	2018	PROPOSED	COUNCIL
POSITION	GRADE	%	ACTUAL	REVISED	PROPOSED	ACTUAL	BUDGET	REVISED	REQUEST	BUDGET	APPROVED
Director	N/A	100	1	1	1	54,075	55,156		56,811	56,811	56,811
Reference Lib.	N/A	100	1	1	1	34,884	35,582		36,649	36,649	36,649
Children Lib.	N/A	100	1	1	1	33,864	34,541		35,577	35,577	35,577
Library Clerk	N/A	100	1	1	1	26,222	26,644		27,443	27,443	27,443
Library Clerk	N/A	100	1	1	1	29,819	30,415		31,327	31,327	31,327
Library Clerk	N/A	50	1	1	1	11,078	11,300		11,639	11,639	11,639
Library Clerk	N/A	50	1	1	1	10,754	10,969		11,298	11,298	11,298
Library Asst.	N/A	100	1	1	1	22,118	22,560		23,237	23,237	23,237
Custodian	N/A	100	1	1	1	26,883	26,809		27,613	27,613	27,613
Custodian Aid	N/A	25	1	1	1	5,240	5,345		5,505	5,505	5,505
Pages (p/t)	N/A		3	3	3	11,138	11,361		11,702	11,702	11,702
TOTALS			11	10	10	266,075	270,682		278,801	278,801	278,801

Activity:	Library Fund								
Department:	Public Library								
Appropriations									
Budget Account		2015	2016	2017	2017	2017	2018	2018	2018
Account	Description	Actual Expenditures	Actual Expenditures	Modified as of 9/30/17	Actual Expend. as of 9/30/17	Est. Expend. by Year End	Departmental Request	Proposed Budget	Council Approved
L7410.110	Salaries	253,985.06	264,943.29	270,682.00	195,402.86	270,682.00	278,801.00	278,801.00	278,801.00
	.1 Subtotals:	253,985.06	264,943.29	270,682.00	195,402.86	270,682.00	278,801.00	278,801.00	278,801.00
L7410.250	Library Books	4,873.59	5,210.72	0.00	0.00	0.00	0.00	0.00	0.00
	.2 Subtotals:	4,873.59	5,210.72	0.00	0.00	0.00	0.00	0.00	0.00
L7410.310	Capital Equipment	0.00	981.93	1,000.00	673.78	1,000.00	1,030.00	1,030.00	1,030.00
	.3 Subtotals:	0.00	981.93	1,000.00	673.78	1,000.00	1,030.00	1,030.00	1,030.00
L7410.410	Travel	962.30	736.02	1,000.00	607.23	1,000.00	1,030.00	1,030.00	1,030.00
L7410.420	Office Expense	3,285.71	3,810.97	3,700.00	3,019.58	3,700.00	3,811.00	3,811.00	0.00
L7410.425	Telephone	1,126.31	923.65	1,500.00	1,612.26	1,700.00	1,545.00	1,545.00	1,545.00
L7410.430	Printing & Advertisement	222.80	0.00	400.00	15.93	300.00	412.00	412.00	412.00
L7410.440	Equipment Maintenance	4,335.86	4,514.69	3,000.00	2,957.45	3,500.00	4,770.00	4,770.00	4,770.00
L7410.450	Building Maintenance	2,989.13	3,272.18	3,000.00	3,093.95	3,100.00	3,090.00	3,090.00	3,090.00
L7410.460	Heat, Lights & Power	16,652.52	16,291.21	19,000.00	13,087.63	19,000.00	19,570.00	19,570.00	19,570.00
L7410.490	Materials & Supplies	4,248.06	3,389.84	5,000.00	17.88	5,000.00	5,150.00	5,150.00	0.00
	.4 Subtotals:	33,822.69	32,938.56	36,600.00	24,411.91	37,300.00	39,378.00	39,378.00	30,417.00
L7410.510	Professional Training	0.00	426.50	800.00	0.00	800.00	824.00	824.00	824.00
L7410.515	Consultants	0.00	0.00	400.00	0.00	400.00	412.00	412.00	412.00
L7410.520	General Insurance	3,903.89	4,026.64	4,100.00	4,148.41	4,148.41	4,223.00	4,223.00	4,223.00
L7410.522	Audit	4,100.00	4,350.00	4,400.00	0.00	4,400.00	4,532.00	4,532.00	4,532.00
L7410.590	Contingency	0.00	0.00	1,000.00	0.00	0.00	1,030.00	1,030.00	1,030.00
	.5 Subtotals:	8,003.89	8,803.14	10,700.00	4,148.41	9,748.41	11,021.00	11,021.00	11,021.00
L7410.600	Principal	5,000.00	5,000.00	5,000.00	6,000.00	6,000.00	6,000.00	6,000.00	6,000.00
	.6 Subtotals:	5,000.00	5,000.00	5,000.00	6,000.00	6,000.00	6,000.00	6,000.00	6,000.00
L7410.700	Interest on Indebtedness	1,225.00	1,225.00	1,225.00	1,760.00	1,760.00	820.00	820.00	820.00
	.7 Subtotals:	1,225.00	1,225.00	1,225.00	1,760.00	1,760.00	820.00	820.00	820.00

Activity:	Library Fund								
Department:	Public Library								
Appropriations									
Budget Account		2015	2016	2017	2017	2017	2018	2018	2018
Account	Description	Actual Expenditures	Actual Expenditures	Modified as of 9/30/17	Actual Expend. as of 9/30/17	Est. Expend. by Year End	Departmental Request	Proposed Budget	Council Approved
L7410.810	State Retirement	67,324.00	63,412.00	50,189.00	37,638.00	50,189.00	46,381.00	46,381.00	46,381.00
L7410.830	Social Security Expense	18,800.00	19,438.14	20,708.00	14,414.36	20,708.00	21,329.00	21,329.00	21,329.00
L7410.850	NYS Disability	90.00	109.22	266.00	75.25	266.00	216.00	216.00	216.00
L7410.860	Health Insurance	212,856.00	199,332.00	190,778.00	110,537.22	190,778.00	199,444.00	199,444.00	199,444.00
L7410.870	Unemployment Insurance	0.00	0.00	0.00	0.00	0.00	6,300.00	6,300.00	6,300.00
	.8 Subtotals:	299,070.00	282,291.36	261,941.00	162,664.83	261,941.00	273,670.00	273,670.00	273,670.00
Total Department Appropriations:		605,980.23	601,394.00	587,148.00	395,061.79	588,431.41	610,720.00	610,720.00	601,759.00
Revenues									
L1001	Library Taxes - School District	0.00	0.00	0.00	0.00	50,000.00	50,000.00	50,000.00	50,000.00
L2082	Library Charges	7,385.04	6,757.72	7,000.00	4,709.56	7,000.00	7,000.00	7,000.00	7,000.00
L2765	NCL System and Other	3,760.00	3,922.00	3,500.00	3,924.00	3,500.00	3,500.00	3,500.00	3,500.00
L2770-7410	Library Fundraising Campaign	0.00	0.00	6,000.00	0.00	0.00	6,000.00	6,000.00	6,000.00
L2800-7410	Library Endowment Income	33,000.00	43,525.00	63,013.00	63,013.00	63,013.00	35,976.00	60,585.00	60,585.00
L2812	Appropriated Fund Balance	0.00	0.00	4,000.00	0.00	0.00	0.00	0.00	21,039.00
Total Department Revenues:		44,145.04	54,204.72	83,513.00	71,646.56	123,513.00	102,476.00	127,085.00	148,124.00
LOCAL EFFORT REQUIRED		561,835.19	547,189.28	503,635.00	323,415.23	464,918.41	508,244.00	483,635.00	453,635.00

Activity:	Remington Fund								
Department:	Remington Museum								
Revenues									
Budget Account		2015	2016	2017	2017	2017	2018	2018	2018
		Actual	Actual	Modified	Actual Revenue	Est. Revenue	Departmental	Proposed	Council
Account	Description	Revenue	Revenue	as of 9/30/17	as of 9/30/17	by Year End	Request	Budget	Approved
L2762	Grants/Education - Remington	169,882.65	210,000.00	197,538.00	185,000.00	185,386.00	223,234.00	236,104.00	236,104.00
L2770	Gift Shop	82,000.00	87,000.00	85,000.00	0.00	85,000.00	88,000.00	88,000.00	88,000.00
L2800-7411	Remington Endowment Income	44,337.00	15,592.49	45,000.00	0.00	45,000.00	50,000.00	50,000.00	50,000.00
L5031-7411	Remington Contribution From City	166,873.00	166,873.00	143,219.00	0.00	143,219.00	143,219.00	123,219.00	123,219.00
Total Department Revenues:		463,092.65	479,465.49	470,757.00	185,000.00	458,605.00	504,453.00	497,323.00	497,323.00

Activity:	Remington Fund											
Department:	Remington Museum											
PROGRAM DESCRIPTION												
<p>The Frederic Remington Art Museum operates under the direction of the State chartered Remington Board of Trustees. This world-famous collection of Western Art has as its nucleus the art and memorabilia of Fredric Remington, which was bequeathed to the Ogdensburg Public Library by Remington's widow and is now on loan to the Fredric Remington Art Museum for preservation, exhibition, interpretation and promotion. The Museum contains one of the world's finest collections of the works of Fredric Remington. Visitors last year represented all fifty states, eight Canadian Provinces and over forty foreign Countries.</p>												
WORKLOAD INDICATORS												
				2011	2012	2013	2014	2015	2015	2016	2017	
				ACTUAL	ACTUAL	ACTUAL	ACTUAL	ACTUAL	PROJECTED	PROJECTED	PROJECTED	
Total number of visitors (includes Children's Museum)				18,500	18,750	18,800	18,850	19,000	19,500	19,750	15,000	
Gross sales			\$	113,988	113,207	148,778	150,000	155,000	156,000	157,000	160,000	
Admission Income			\$	28,507	27,280	27,007	26,000	27,000	27,500	28,000	28,000	
No. of Artworks loaned to Museum				145	145	145	145	145	145	155	155	
No. of Artworks loaned by Museum				30	50	50	50	50	50	50	20	
No. of Hours Open to Public				2,096	2,096	2,096	2,096	2,096	2,096	2,096	2,096	
(35 hr/wk for 6 months, 46 hr/wk for 6 months)												
PERSONNEL DETAIL												
			NO.				SALARY:				2018	2018
			2016	2017	2018	2016	2017	2017	2018	PROPOSED	COUNCIL	
POSITION	GRADE	%	ACTUAL	REVISED	PROPOSED	ACTUAL	BUDGET	REVISED	REQUEST	BUDGET	APPROVED	
Director/Curator	N/A	100	1	1	1	74,688	76,182	78,087	78,087	78,087	78,087	
Development Director	N/A	100	1	1	1	29,183	29,767	29,767	30,660	30,660	30,660	
PT Education Spec	N/A	50	0	1	0	0	15,000	0	0	0	0	
FT Education Spec	N/A	100	1	0	1	25,459	0	17,000	35,020	35,020	35,020	
Bldg Maintenance Ma	N/A	100	1	1	1	31,442	32,070	32,070	33,382	33,382	33,382	
Sr. Account Clerk	N/A	100	1	1	1	46,552	47,633	47,633	49,512	49,512	49,512	
Administrative Aide	N/A	100	1	1	1	32,975	33,635	33,635	34,643	34,643	34,643	
P/T Curatorial Asst	N/A	50	1	1	1	14,000	14,280	14,280	14,500	14,500	14,500	
Museum Pages (p/t)	N/A	50	4	4	4	42,000	33,000	33,000	30,000	30,000	30,000	
TOTALS			6.5	5.5	6	296,299	281,567	285,472	305,804	305,804	305,804	

Activity:	Remington Fund								
Department:	Remington Museum								
Appropriations									
Budget Account		2015	2016	2017	2017	2017	2018	2018	2018
		Actual	Actual	Modified	Actual Expend.	Est. Expend.	Departmental	Proposed	Council
Account	Description	Expenditures	Expenditures	as of 9/30/17	as of 9/30/17	by Year End	Request	Budget	Approved
L7411.110	Salaries	270,772.22	268,661.73	281,567.00	195,221.46	281,567.00	305,804.00	305,804.00	305,804.00
L7411.150	Longevity Incentive	0.00	1,250.00	0.00	0.00	0.00	0.00	0.00	0.00
	.1 Subtotals:	270,772.22	269,911.73	281,567.00	195,221.46	281,567.00	305,804.00	305,804.00	305,804.00
L7411.810	State Retirement	78,369.00	73,772.00	58,388.00	43,794.00	58,388.00	53,958.00	53,958.00	53,958.00
L7411.830	Social Security Expense	20,119.46	21,803.55	21,540.00	14,403.89	21,540.00	23,395.00	23,395.00	23,395.00
L7411.850	NYS Disability	51.77	65.33	246.00	69.52	246.00	198.00	198.00	198.00
L7411.860	Health Insurance	93,120.20	113,912.88	109,016.00	63,164.15	109,016.00	113,968.00	113,968.00	113,968.00
L7411.870	Unemployment Insurance	660.00	0.00	0.00	0.00	0.00	0.00	0.00	0.00
	.8 Subtotals:	192,320.43	209,553.76	189,190.00	121,431.56	189,190.00	191,519.00	191,519.00	191,519.00
Total Department Appropriations:		463,092.65	479,465.49	470,757.00	316,653.02	470,757.00	497,323.00	497,323.00	497,323.00
Revenues									
L2762	Grants - Remington	169,882.65	210,000.00	197,538.00	185,000.00	185,386.00	223,234.00	236,104.00	236,104.00
L2770	Gift Shop	82,000.00	87,000.00	85,000.00	0.00	85,000.00	88,000.00	88,000.00	88,000.00
L2800-7411	Remington Endowment Income	44,337.00	15,592.49	45,000.00	0.00	45,000.00	50,000.00	50,000.00	50,000.00
Total Department Revenues:		296,219.65	312,592.49	327,538.00	185,000.00	315,386.00	361,234.00	374,104.00	374,104.00
LOCAL EFFORT REQUIRED		166,873.00	166,873.00	143,219.00	131,653.02	155,371.00	136,089.00	123,219.00	123,219.00

**COMMUNITY DEVELOPMENT FUND
YEAR 2018 BUDGET**

This Fund supports the administration and implementation of the City's Community Development Program. Sources of funding may include: Community Development Block Grants(CDBG), Community Renewal loan and Housing Rehabilitation loan repayments. The Zombie Properties Grant awarded in year 2017 is also included in this Fund.

The Zombie Properties Grant allows for a Part-Time Housing Inspector Position over a 2 year period. This position supplements the City's Code Enforcement Office Staff and is directly supervised by the Code Enforcement Officer.

REVENUES

Grant Sources:

LISC Zombie Properties Grant 47361-0001	\$129,182
---	-----------

Other Sources:

Housing Program Income - FEDERAL	\$22,978
Housing Program Income - STATE	\$25,922
Housing Program Income - UNRESTRICTED	\$60,129
Miscellaneous Revenues	\$79,483
Anticipated Interest Earnings	\$300
TOTAL	<u><u>\$317,994</u></u>

APPROPRIATIONS

Grant Funds:

<u>LISC Zombie Properties Grant 47361-0001</u>	
Activities include: Code Enforcement and Housing Quality Improvement Programs & Administration	\$129,182

Housing and Miscellaneous Loan Funds:

Housing Rehabilitation Loans and Program Delivery	\$109,179
Miscellaneous Loans and Administration	\$79,633

TOTAL	<u><u>\$317,994</u></u>
--------------	--------------------------------

Equalized Total Assessed Value 665,256,608

Exemption Code	Exemption Name	Statutory Authority	Number of Exemptions	Total Equalized Value of Exemptions	Percent of Value Exempted
12100	NYS - GENERALLY	RPTL 404(1)	14	180,767,707	27.17
12360	NYS ENVIRON'L FACILITIES CORP	RPTL 412	8	20,736,200	3.12
13350	CITY - GENERALLY	RPTL 406(1)	74	30,855,689	4.64
13800	SCHOOL DISTRICT	RPTL 408	6	30,799,300	4.63
13850	BOCES	RPTL 408	4	3,769,600	0.57
14100	USA - GENERALLY	RPTL 400(1)	1	1,077,100	0.16
18020	MUNICIPAL INDUSTRIAL DEV AGENC	RPTL 412-a	5	2,320,000	0.35
18080	MUN HSNG AUTH-FEDERAL/MUN AIDE	PUB HSNG L 52(3)&(5)	3	8,473,304	1.27
18100	HOUSING: OWNER - MUNICIPALITY	P H F I L 36-a(2)	1	3,880,200	0.58
21600	RES OF CLERGY - RELIG CORP OWN	RPTL 462	1	101,500	0.02
25110	NONPROF CORP - RELIG(CONST PRO	RPTL 420-a	28	7,402,280	1.11
25120	NONPROF CORP - EDUCL(CONST PRO	RPTL 420-a	5	3,057,600	0.46
25210	NONPROF CORP - HOSPITAL	RPTL 420-a	7	36,210,100	5.44
25230	NONPROF CORP - MORAL/MENTAL IM	RPTL 420-a	10	4,171,000	0.63
25300	NONPROF CORP - SPECIFIED USES	RPTL 420-b	13	4,395,700	0.66
26100	VETERANS ORGANIZATION	RPTL 452	2	196,600	0.03
28520	NOT-FOR-PROFIT NURSING HOME CO	RPTL 422	1	10,671,100	1.60
41111	VET PRO RATA: FULL VALUE ASSMT	RPTL 458(5)	31	684,470	0.10
41123	ALT VET EX-WAR PERIOD-NON-COMB	RPTL 458-a	202	1,715,847	0.26
41133	ALT VET EX-WAR PERIOD-COMBAT	RPTL 458-a	168	2,392,823	0.36
41143	ALT VET EX-WAR PERIOD-DISABILI	RPTL 458-a	84	1,599,379	0.24
41163	COLD WAR VETERANS (15%)	RPTL 458-b	26	213,746	0.03
41173	COLD WAR VETERANS (DISABLED)	RPTL 458-b	5	89,650	0.01
41300	PARAPLEGIC VETS	RPTL 458(3)	2	120,000	0.02
41800	PERSONS AGE 65 OR OVER	RPTL 467	20	358,177	0.05
41803	PERSONS AGE 65 OR OVER	RPTL 467	44	1,062,406	0.16
41806	PERSONS AGE 65 OR OVER	RPTL 467	8	191,093	0.03
44216	HOME IMPROVEMENTS	RPTL 421-f	265	1,407,837	0.21
47100	SYSTEM CODE	STATUTORY AUTH NOT DEFINED	1	789	0.00
47610	BUSINESS INVESTMENT PROPERTY P	RPTL 485-b	31	1,577,209	0.24

Equalized Total Assessed Value 665,256,608

Exemption Code	Exemption Name	Statutory Authority	Number of Exemptions	Total Equalized Value of Exemptions	Percent of Value Exempted
47670	PROPERTY IMPRVMENT IN EMPIRE ZO	RPTL 485-e	14	719,908	0.11
49500	SOLAR OR WIND ENERGY SYSTEM	RPTL 487	7	50,000	0.01
50000	SYSTEM CODE	STATUTORY AUTH NOT DEFINED	13	27,035,500	4.06
50003	SYSTEM CODE	STATUTORY AUTH NOT DEFINED	1	1,500,000	0.23
Total Exemptions Exclusive of System Exemptions:			1,091	361,068,314	54.28
Total System Exemptions:			14	28,535,500	4.29
Totals:			1,105	389,603,814	58.56

Values have been equalized using the Uniform Percentage of Value. The Exempt amounts do not take into consideration, payments in lieu of taxes or other payments for municipal services.

Amount, if any, attributable to payments in lieu of taxes: _____